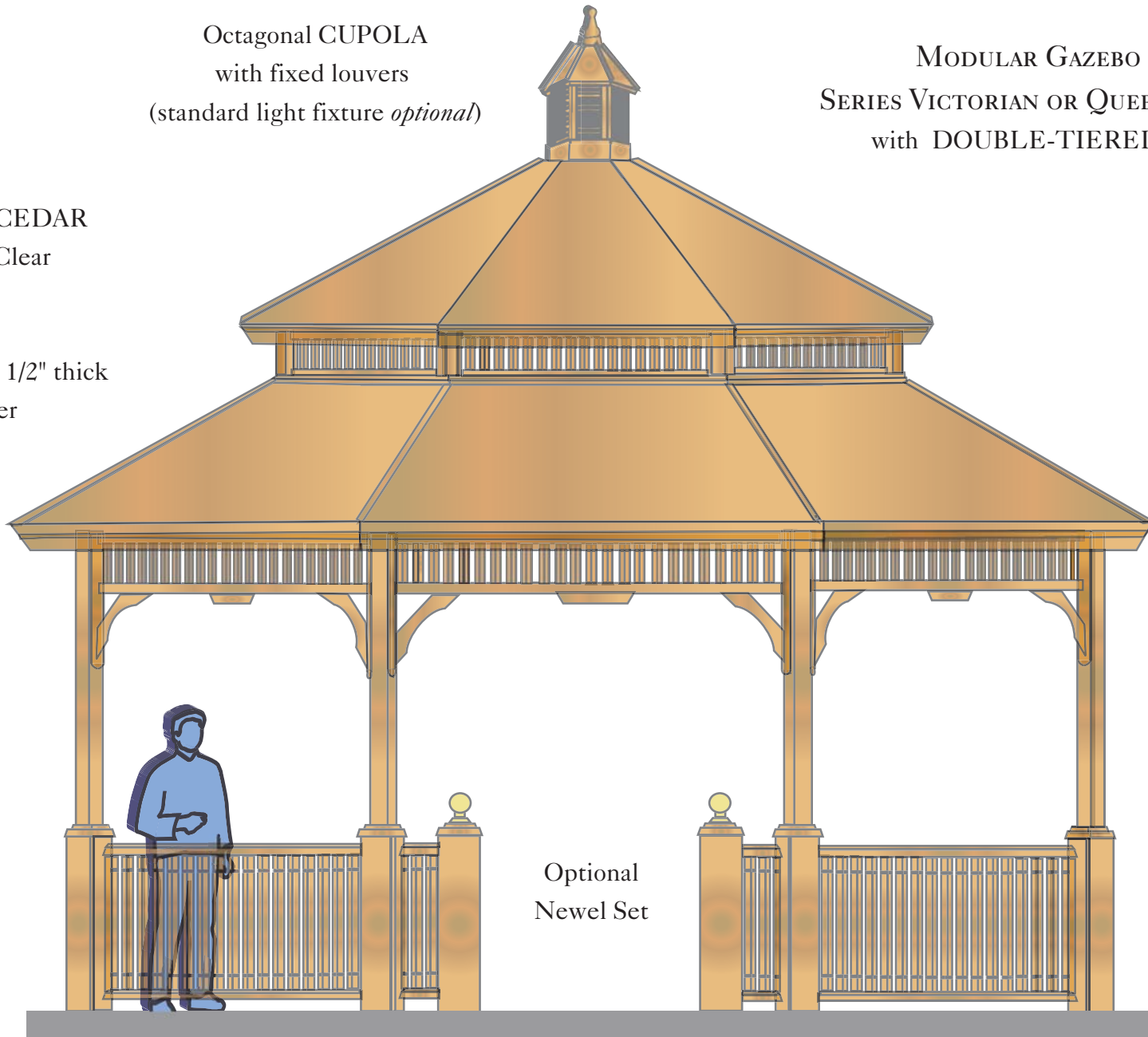


Octagonal CUPOLA
with fixed louvers
(standard light fixture *optional*)

MODULAR GAZEBO KIT
SERIES VICTORIAN OR QUEEN ANNE 24'
with DOUBLE-TIERED Roof

Lumber:
Western Red CEDAR
Cabinet = #1 Clear

Shingles:
5X / 16" long / 1/2" thick
or 16 oz. copper



Optional
Newel Set

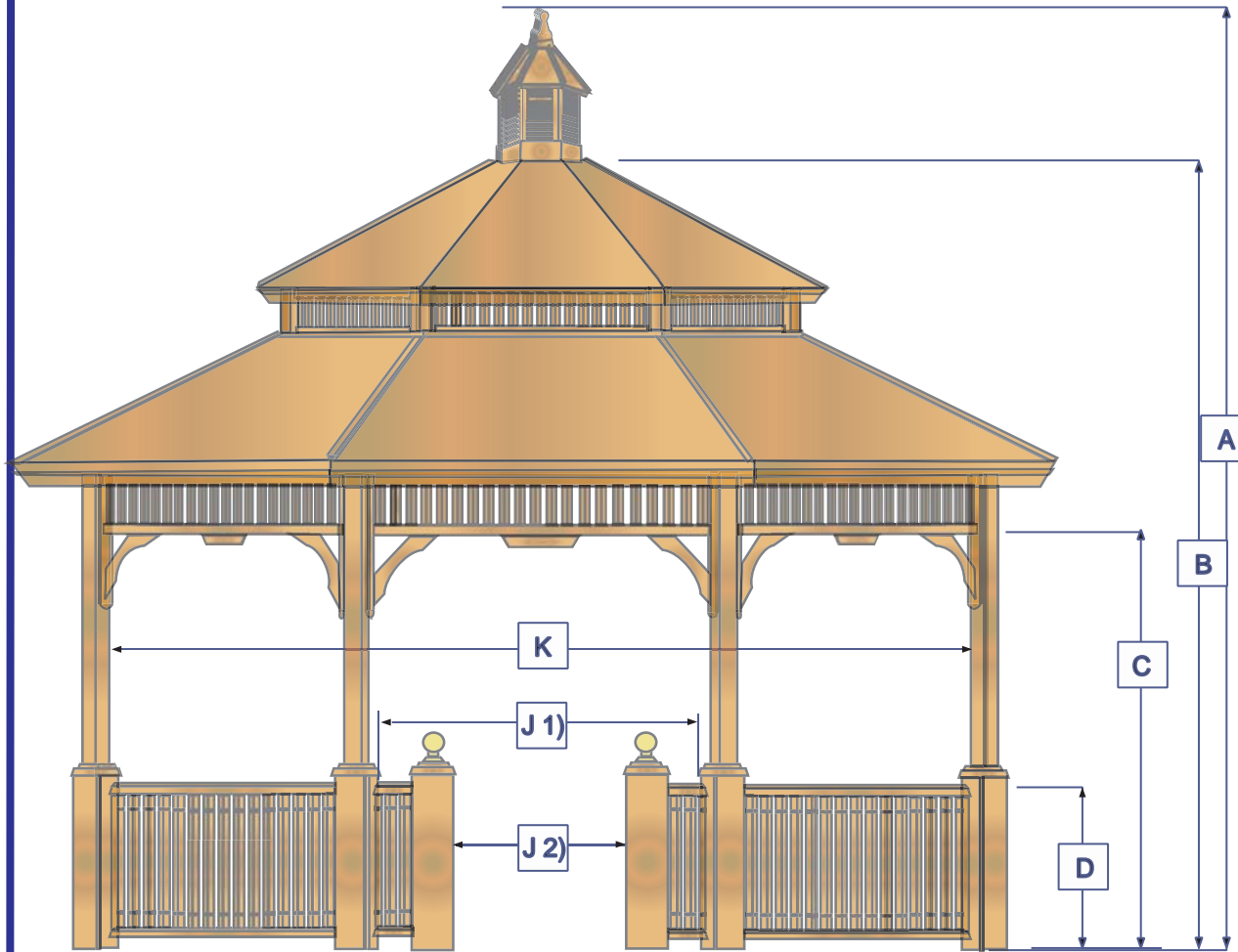


**VIXEN HILL CEDAR
PRODUCTS**

P.O. Box 389 - Elverson, PA 19520
800-423-2766

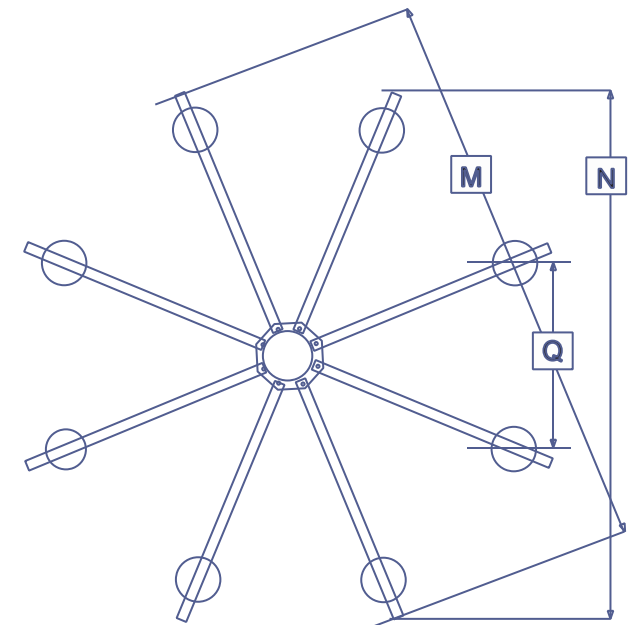
Created by: Andrea Beringer Date: May 2013 Model: 24B without floor

Drawing: 1 of 8



SIZE & DIMENSIONS

Key: Based on roof type	6x6 constr.	24B
*A: Height, Overall		290"
B: Height, Grade/peak		250"
C: Height, Entrance Max.		98"
D: Height, Railing		42"
F: Height, grade/floor		14"
*G: Height, piling-exp.		3 1/4"
H: Height, piling-overall		44"
J 1): Width, Entrance (no newel sets)		97"
J 2): Width, Entrance (with newel sets)		51"
K: Width, Interior Min.		266"
M: Width, Point to Point		297 1/16"
N: Width, Flat to Flat		274 7/16"
Q: Center Post to Center Post		105"



**VIXEN HILL CEDAR
PRODUCTS**

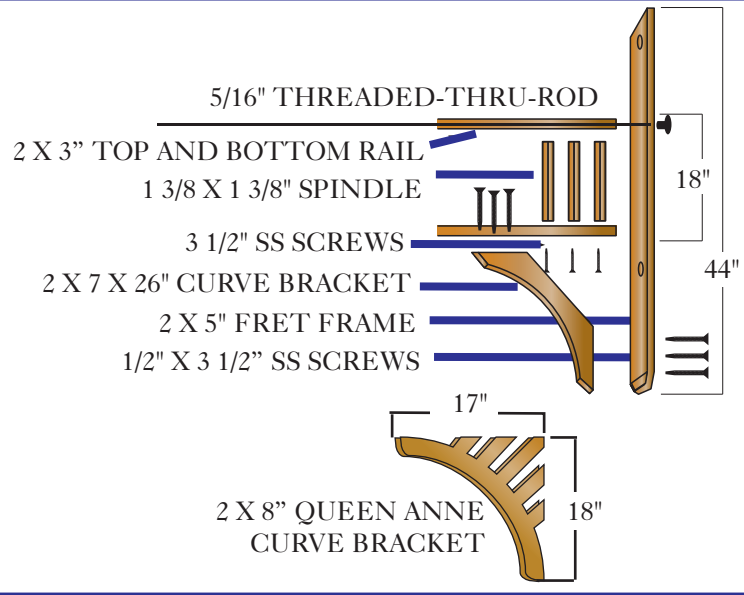
P.O.Box 389 - Elverson, PA 19520
800-423-2766

Created by: Andrea Beringer Date: May 2013

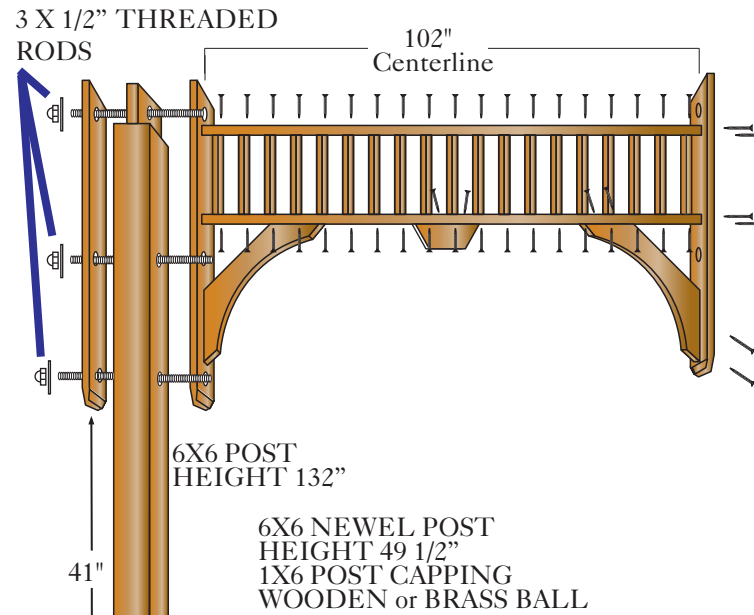
Model: 24B without floor

Drawing: 2 of 8

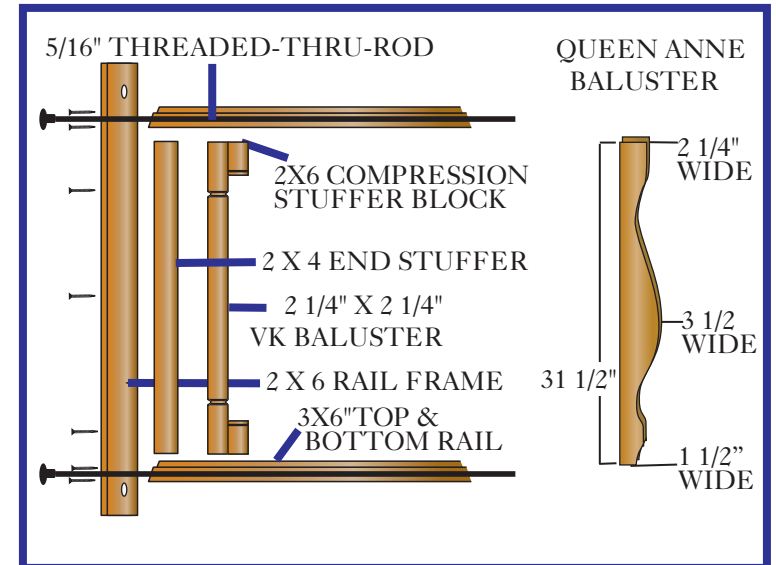
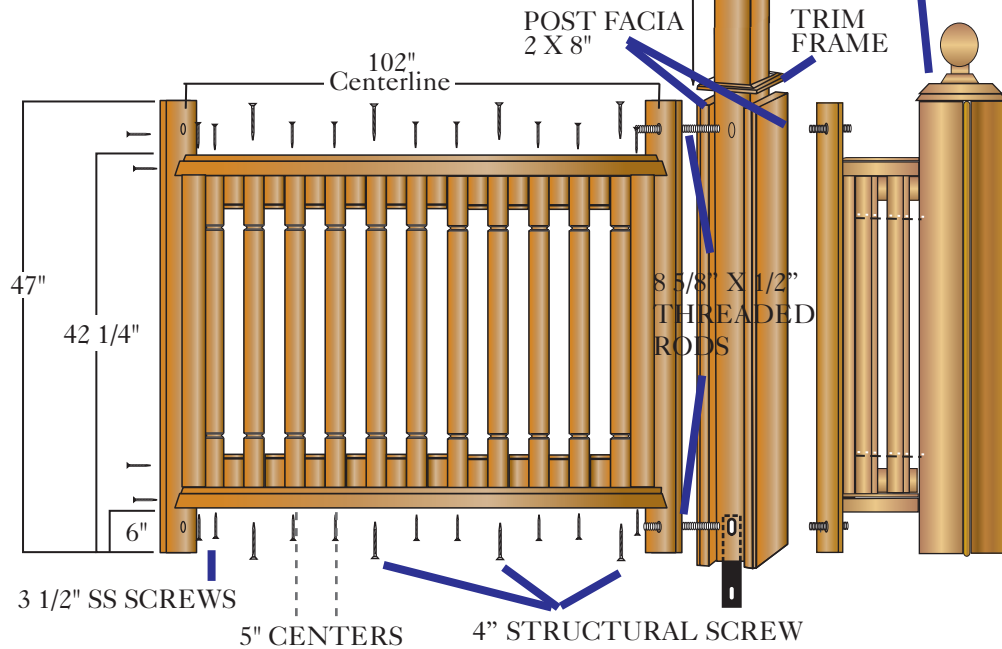
FRET CONSTRUCTION & ATTACHMENT



POST, FRET & RAIL CONNECTION



RAIL CONSTRUCTION & ATTACHMENT



VIXEN HILL CEDAR PRODUCTS

P.O.Box 389 - Elverson, PA 19520
800-423-2766

Created by: Andrea Beringer Date: May 2013

Drawing: 3 of 8
Model: 24'

Light Fixture
(max. 500W)



Grooved
Riser

Upper Fret

Lower Roof

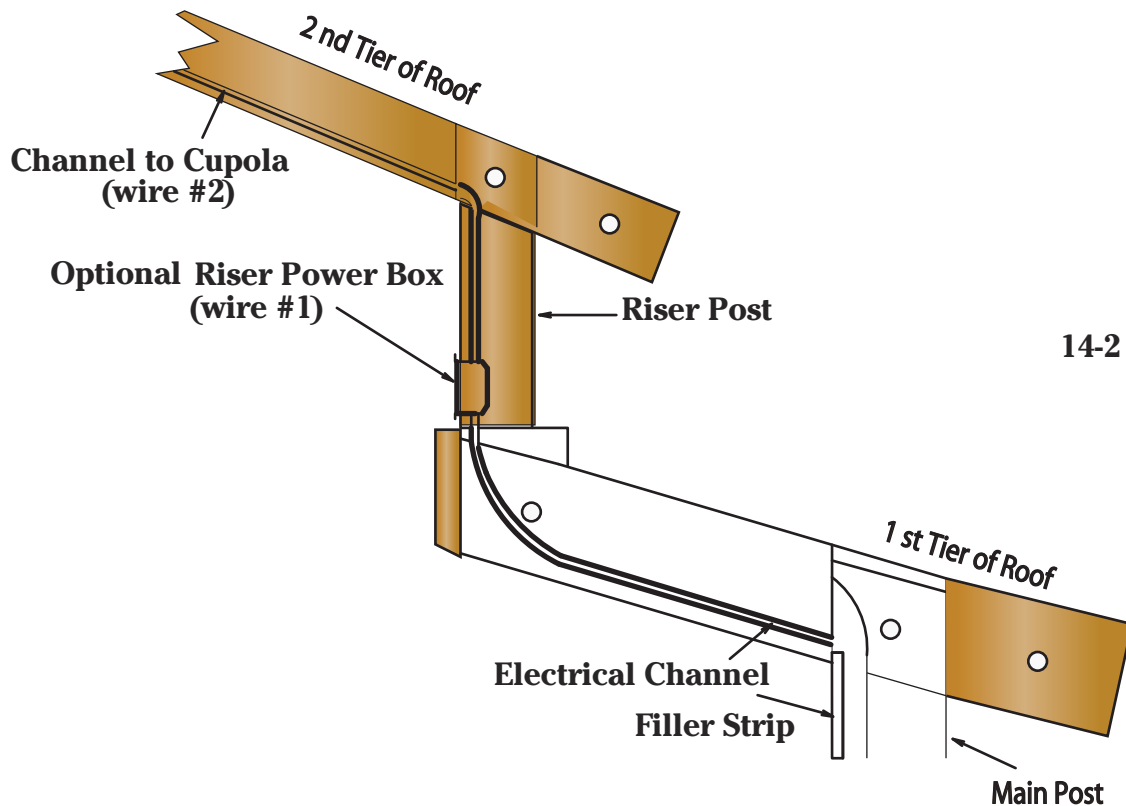
14-2 UF/B with ground

Hidden Wire
through
Channeled
Post

Electric Outlet
w/switch &
receptacle (GFI)

Floor Board
w/pre-drilled hole

Note: For concrete slab
use conduit through
void (see slab instructions)



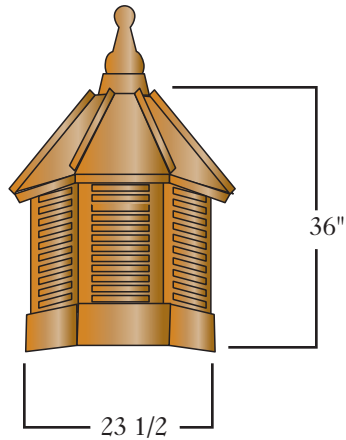
Additional Options:
Outlet posts (dual)
Fan Control post (fan/light)
Channel Posts (for custom wiring)



**VIXEN HILL CEDAR
PRODUCTS**

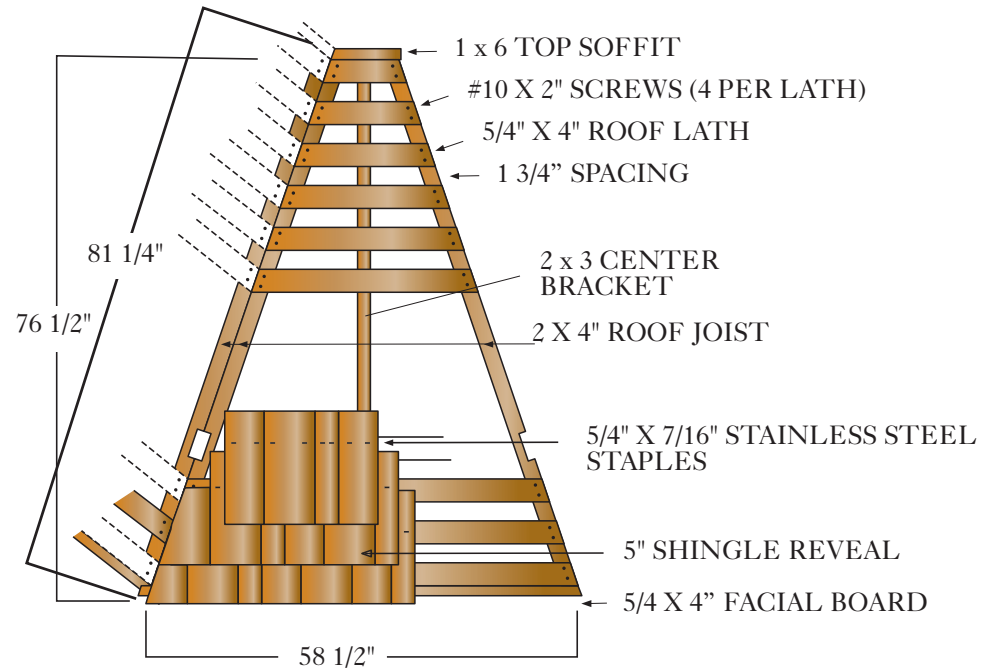
P.O.Box 389 - Elverson, PA 19520
800-423-2766

ROOF CONSTRUCTION



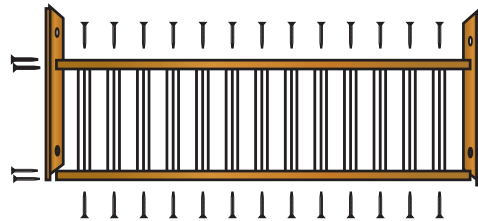
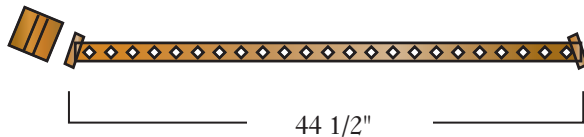
CEDAR SHINGLE
OR 16 OZ. COPPER

STAINLESS STEEL SCREW FROM
THE UNDER SIDE OF THE ROOF
LATH FASTEN IT TO THE ROOF.

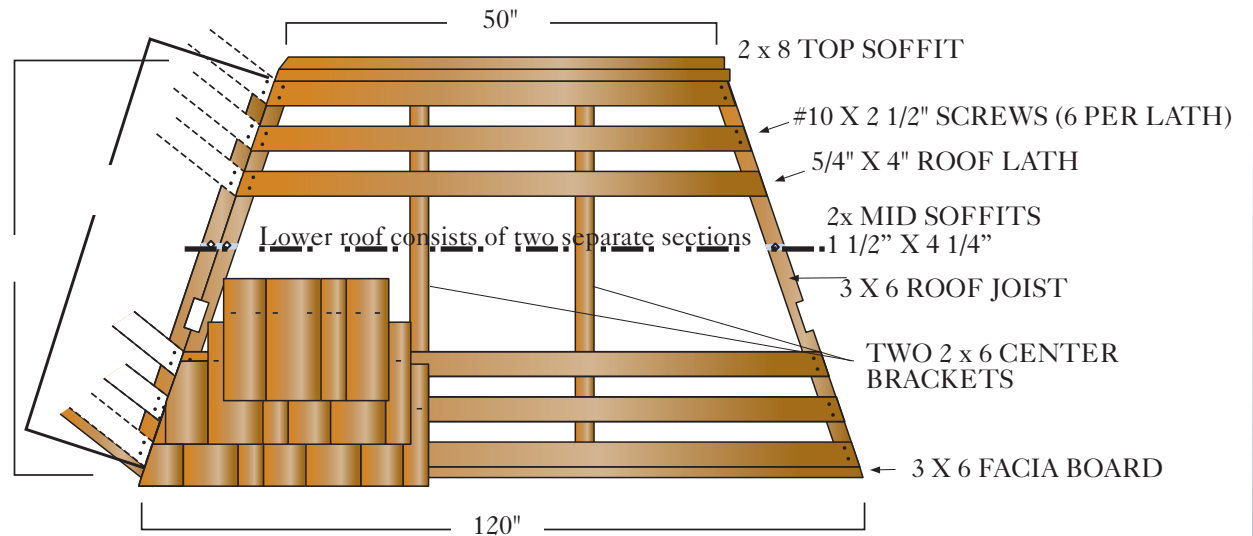


UPPER FRET

(4 X 4") RISER



(5/4 X 5/4") SPINDLE (1 1/8" x 2 1/4") RAIL
(5/4 X 4") FRET FRAME
#10 X 2" SCREWS



**VIXEN HILL CEDAR
PRODUCTS**

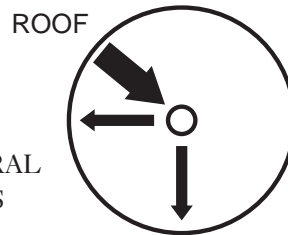
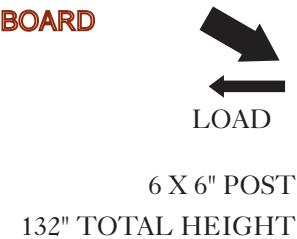
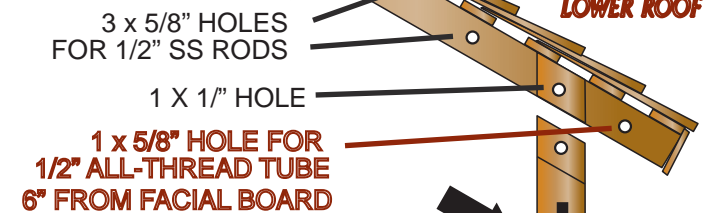
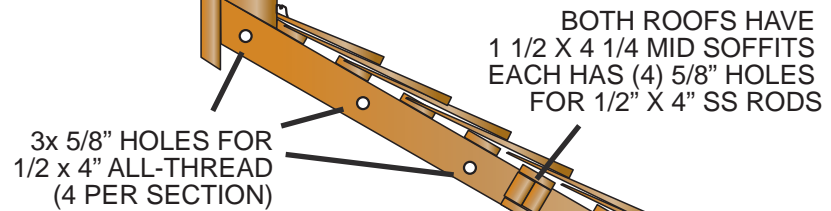
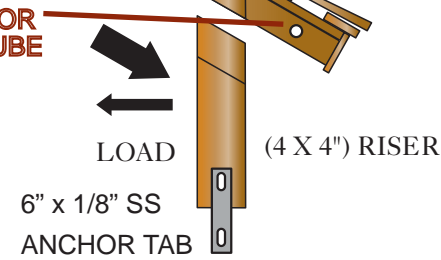
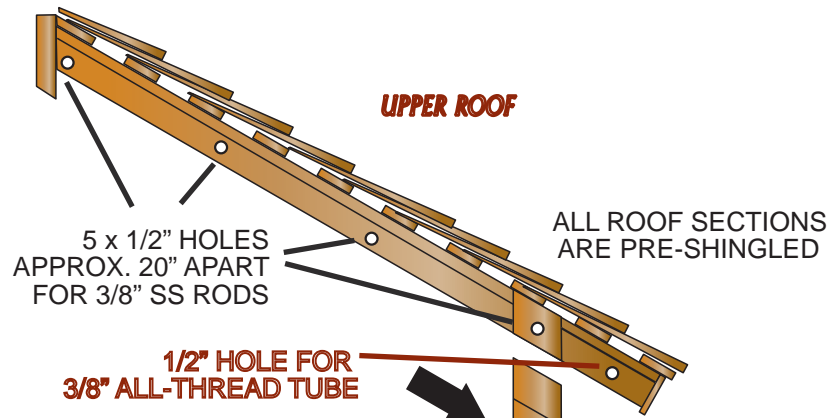
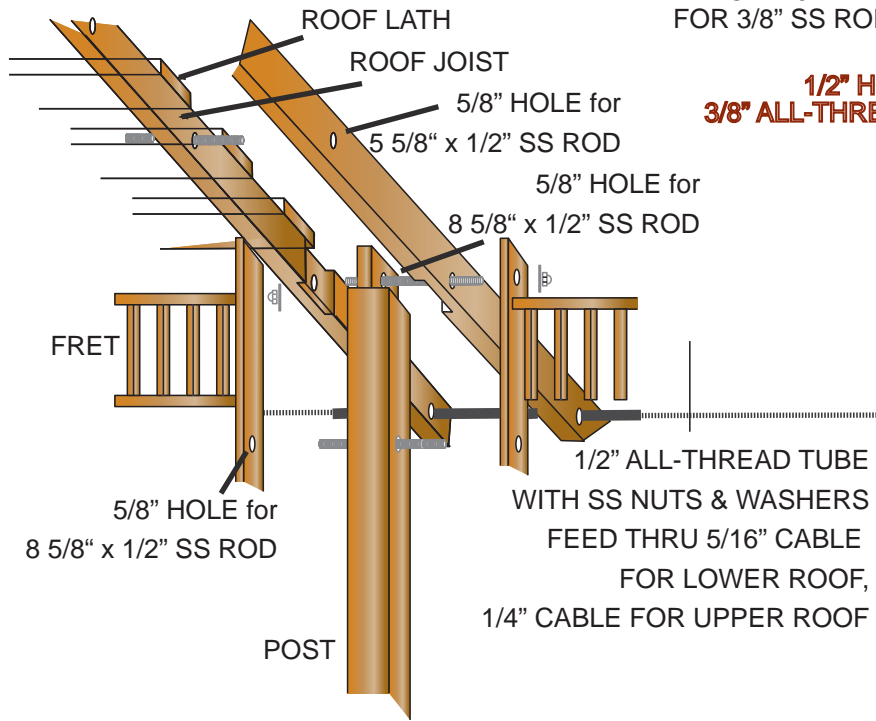
P.O.Box 389 - Elverson, PA 19520
800-423-2766

Created by: Andrea Beringer Date: May 2013

Drawing: 5 of 8
Model: 24B

ROOF ATTACHMENT

ROOF TO POST MORTICE CONNECTION



ROOF SYSTEM
 RIDGED TRIANGULAR MODULES CONNECT TO FORM A CONIC ROOF SYSTEM. THE COMPRESSION RING IS INTEGRAL TO THE CONIC DESIGN AND ALLOWS RESULTANT FORCES TO BE PERPENDICULAR TO GRADE.



VIXEN HILL CEDAR PRODUCTS

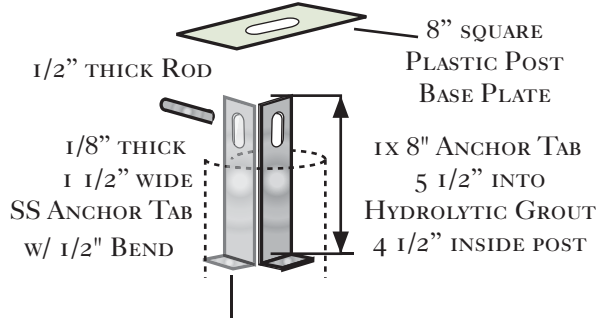
P.O.Box 389 - Elverson, PA 19520
 800-423-2766

Created by: Andrea Beringer Date: May 2013

Model: 24B
 Drawing: 6 of 8

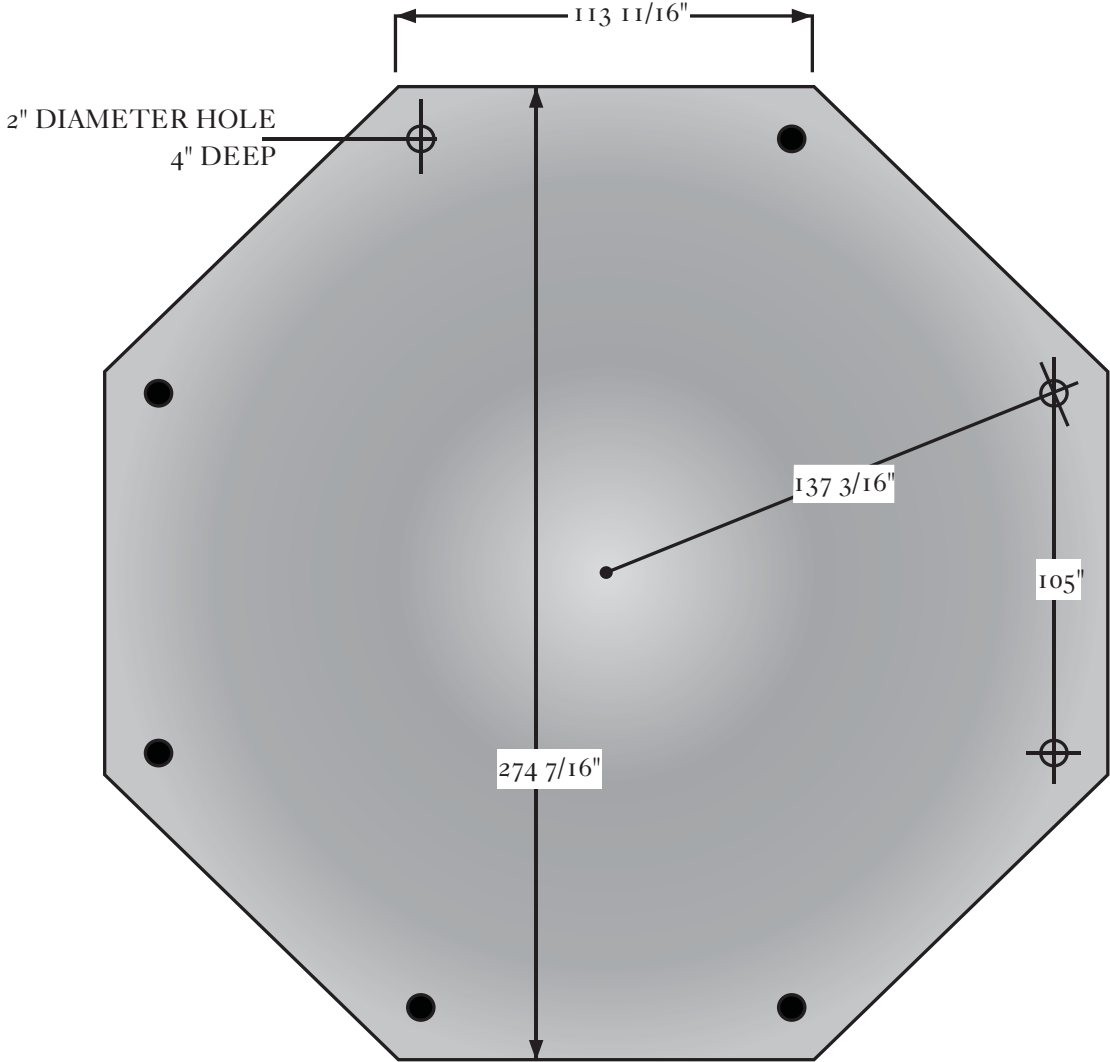
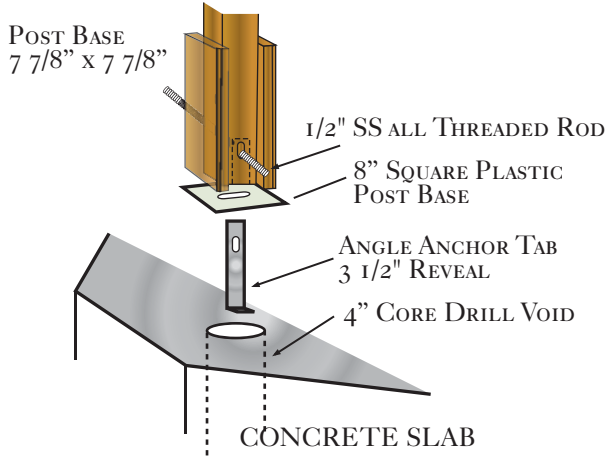
CONCRETE SLAB for UNITS
WITHOUT VIXEN HILL FLOOR SYSTEM

ANCHORING HARDWARE
DIMENSIONS



ADD ADDIT. ANCHOR FOR HURRICANE LOCATIONS!

POST ANCHORING ON CONCRETE SLAB



VIXEN HILL CEDAR PRODUCTS

P.O.Box 389 - Elverson, PA 19520
800-423-2766

SPECIFICATIONS FOR THE CABINET MODELS (21', 24', 27' AND 30')

PART 1 GENERAL

1.1 SCOPE. THE CONTRACTOR SHALL FURNISH AND INSTALL A WOODEN GAZEBO AS SHOWN ON PLANS AND HEREIN SPECIFIED AS SUPPLIED BY VIXEN HILL MFG. CO. INC., OF ELVERSON, PA 19520.

PART 2 PRODUCT

2.1 WOOD MATERIALS. GAZEBOS FOR CABINET SHALL BE FABRICATED FROM AIR-DRIED, #1 OLD GROWTH & ROT RESISTANT WESTERN RED CEDAR. ALL WOOD SHALL BE GRAIN SELECTED DURING IN-HOUSE MILLING FOR BEST APPLICATION AND SAFE USE.

2.2 ROOFING SYSTEM. SHINGLES SHALL BE OF OR EQUAL TO #1 PERFECTION CLEAR HEART CEDAR AND PER THE FOLLOWING SPECIFICATIONS 5X, 16" LONG, 1/2" THICK, TAPERED. ROOF LATH SHALL BE OF NO LESS THAN NET FINISHED SIZE 1X3" WITH A 5" SPACING. ROOF SECTIONS SHALL BE COMPLETELY PRE-ASSEMBLED AND PRE-CUT, AND JOINTS BETWEEN ROOF SECTIONS SHALL BE SELF-SEALING TO PRECLUDE CAPPING. CAULK IS RECOMMENDED TO BE USED AT THE ROOF JOIST. OPTIONAL COPPER ROOF IS 16OZ. STANDING SEAM ON 5/8 CEDAR T&G.

2.3 SURFACE FINISH. ALL WOOD MEMBERS SHALL BE SURFACED FOUR SIDES. SURFACES DISPLAYING PLANER SKIPS OR SAW MARKS AFTER DRESSING SHALL BE LIMITED TO LESS THAN 25% OF SHOWN FACES. HAND CONTACT EDGES MAY BE ROUNDED, CHAMFERED, OR EDGE-SHAPED FREE OF SPLINTERS AND SMOOTH TO THE TOUCH. ALL EXPOSED SURFACES SHALL BE PREPARED FOR MAXIMUM ACCEPTANCE OF OIL-BASED FINISHES (OPTIONAL WITH ADDITIONAL COST).

2.4 HARDWARE. ALL ASSEMBLY & ANCHORING HARDWARE SHALL BE PROVIDED. ALL ASSEMBLY HARDWARE IN VIEW SHALL BE OF STAINLESS STEEL (CAP NUTS & WASHERS) AND OF A FINISH TYPE TO CONCEAL ALL THREADS. CONCEALED ASSEMBLY HARDWARE SHALL BE OF STAINLESS STEEL FOR CABINET GRADE (THREADED RODS). ALL HARDWARE IN GROUND CONTACT SHALL BE OF STAINLESS STEEL FOR CABINET GRADE. NO NAILS SHALL BE REQUIRED OR PROVIDED.

2.5 ELECTRICAL. STANDARD FOR CABINET GRADE. THE PRE-WIRED POST PROVIDES 110V ELECTRICAL SERVICE THROUGH 14-2 UF/B WITH GROUND. THE POST HAS AN ELECTRICAL BOX WITH (GFI) RECEPTACLE AND LIGHT SWITCH. THE LIGHT FIXTURE IS SCREWED INSIDE THE CUPOLA FOR UP TO 500W STRENGTH. WIRES SHALL BE HIDDEN WITHIN THE COMPONENT PARTS THROUGH GROOVED ROOF SECTION AND CHanneled POST. ALL ELECTRICAL COMPONENTS SHALL BE UL APPROVED.

2.6 CONNECTIONS & ANCHORING. FACTORY MODULE CONSTRUCTION SHALL INCLUDE POCKET JOINTS AND STAINLESS STEEL THREADED FASTENERS. ON-SITE INTERCONNECTION OF MODULES SHALL BE ACHIEVED USING THREADED RODS AND STAINLESS OR BRASS CAP NUTS AND WASHERS. ANCHORING SHALL BE CONCEALED AND APPROPRIATE TO THE SURFACE MOUNTING MATERIAL. ONLY SIMPLE HAND TOOLS SHALL BE REQUIRED FOR ASSEMBLY.

2.7 ENGINEERING. DESIGN OF CONNECTIONS AND MATERIALS USED SHALL BE SUCH AS TO ADHERE TO STRUCTURAL REQUIREMENTS OF MAJOR BUILDING CODES. DRAWINGS AND REPRESENTATIVE ENGINEERING SHALL BE AVAILABLE FROM THE MANUFACTURER FOR THE PURPOSE OF PERMITS OR ARCHITECTURAL REVIEW.

PART 3 EXECUTION

3.1 PREFABRICATION. ALL COMPONENT PARTS SHALL BE PRE-ASSEMBLED TO THE FULLEST EXTENT POSSIBLE, TO PRECLUDE ANY ON-SITE DRILLING, CUTTING, FILLING, NAILING OR SANDING. ALL PREFABRICATION FASTENERS SHALL BE HIDDEN FROM VIEW OR CHanneled AND STRIPPED WITH MATCHING WOOD WHERE VISIBLE.

3.2 INSTALLATION. THE GAZEBO KIT SHALL BE SUPPLIED WITH ALL NECESSARY HARDWARE, SHOP DRAWINGS AND COMPLETE INSTRUCTIONS TO PROVIDE FOR EFFICIENT ON-SITE ASSEMBLY. AVERAGE ASSEMBLY TIME ON A PREPARED FOUNDATION SHALL NOT EXCEED 32 MAN-HOURS.



**VIXEN HILL CEDAR
PRODUCTS**

P.O.Box 389 - Elverson, PA 19520
800-423-2766

Created by: Andrea Beringer

Date: Apr 2013

Drawing: 8 of 8

Model: Pavilions