

MODULAR GAZEBO KIT  
SERIES VICTORIAN OR QUEEN ANNE 15'  
with DOUBLE-TIERED Roof

Octagonal CUPOLA  
with fixed louvers  
(standard light fixture optional)

Lumber:

Western Red CEDAR

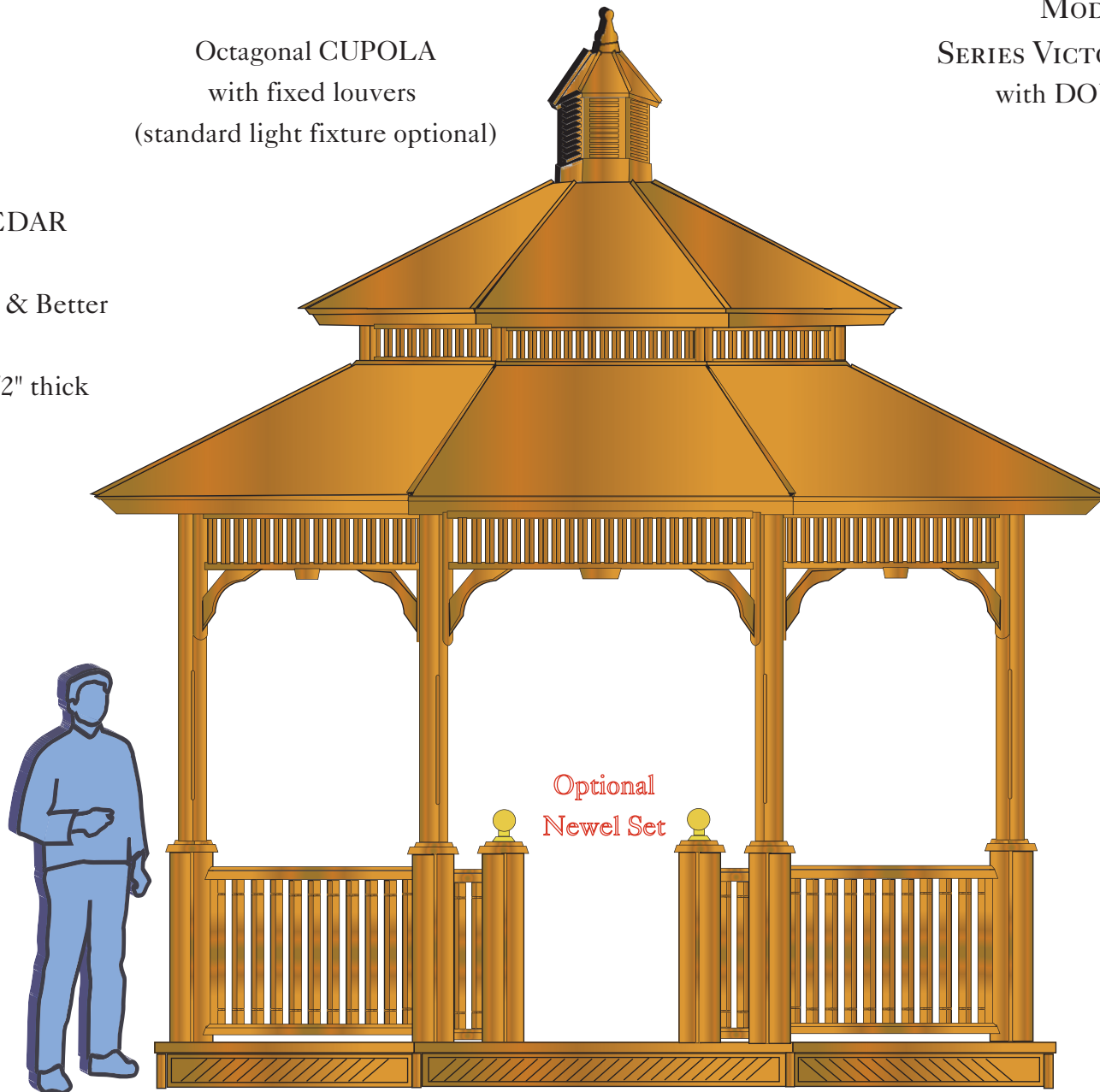
Cabinet = #1 or

Carpentry = #D & Better

Shingles:

5X / 16" long / 1/2" thick

or 16 oz. copper



Trellis Skirt 6" or 12"



**VIXEN HILL CEDAR  
PRODUCTS**

P.O. Box 389 - Elverson, PA 19520  
800-423-2766

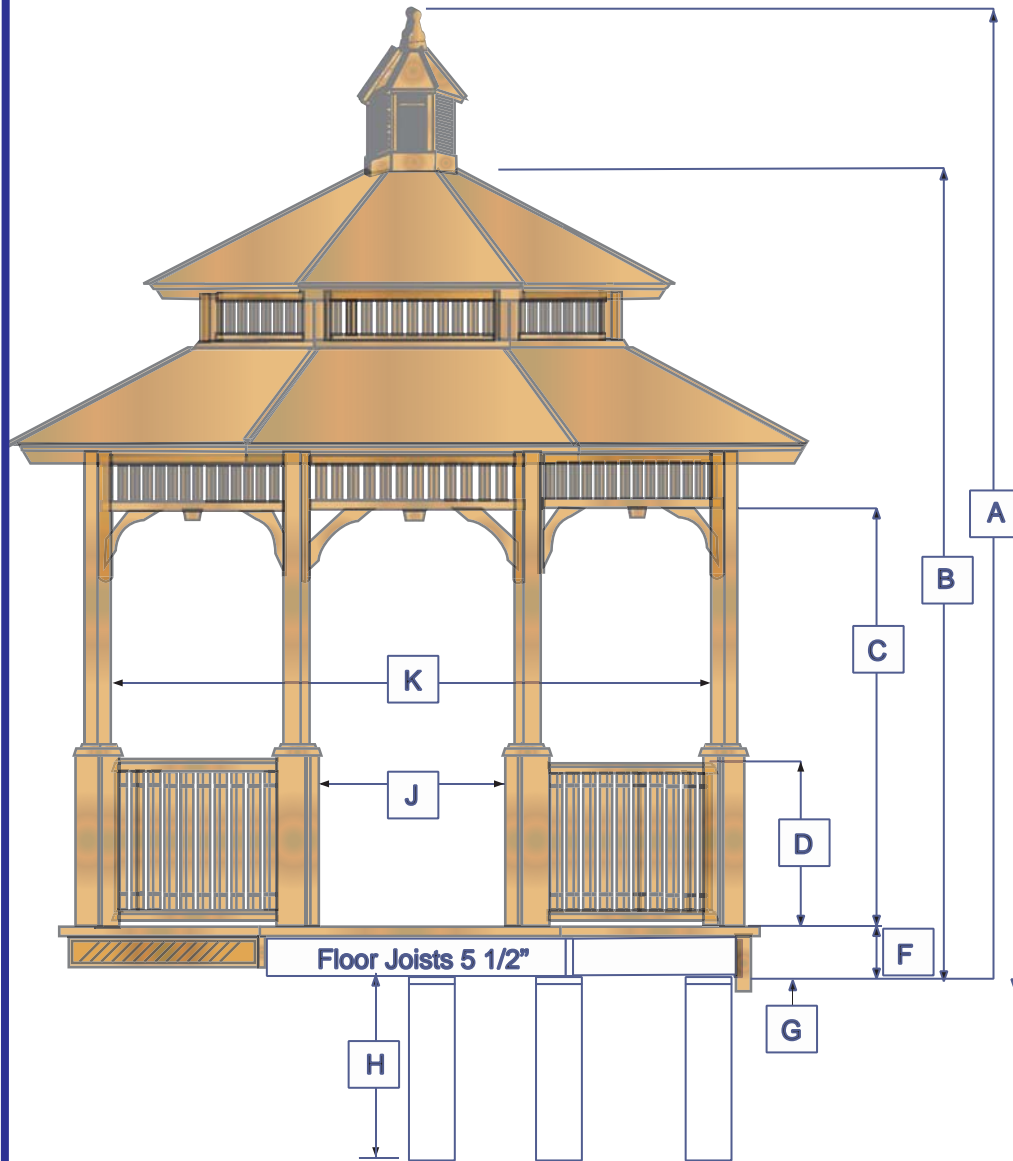
Created by: Andrea Beringer

Date: Jan 2015

Drawing: 1 of 8

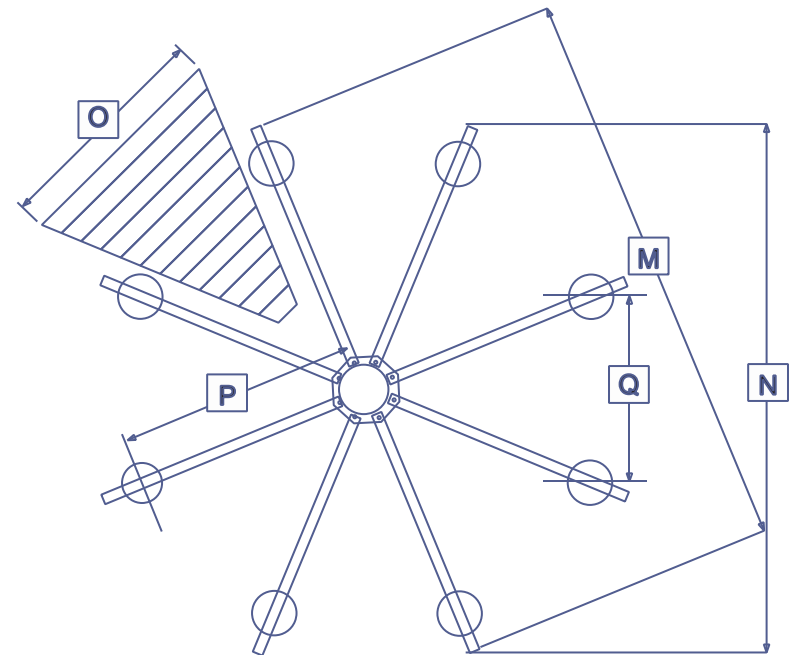
Model: VK / QA-15B

## SIZE & DIMENSIONS



Key: Based on roof type	15B
*A: Height, Overall	188"
B: Height, Grade/peak	158"
C: Height, Entrance Max.	79"
D: Height, Railing	30"
F: Height, grade/floor	8"
*G: Height, piling-exp.	1"
H: Height, piling-overall	37"
J: Width, Entrance (without newel sets)	57"
<b>J: Width, Entrance with newel sets</b>	<b>34"</b>
K: Width, Interior Min.	154"
M: Width, Point to Point	180 1/4"
N: Width, Flat to Flat	166 1/2"
O: Length, Side	69"
**P: Radius, Piling Cntrs.	81"
Q: Spread, Piling Cntrs.	62"
R: Piling, Max. Diameter	8"

\*G Measure Based on 6 Inch Trellis



**VIXEN HILL CEDAR  
PRODUCTS**

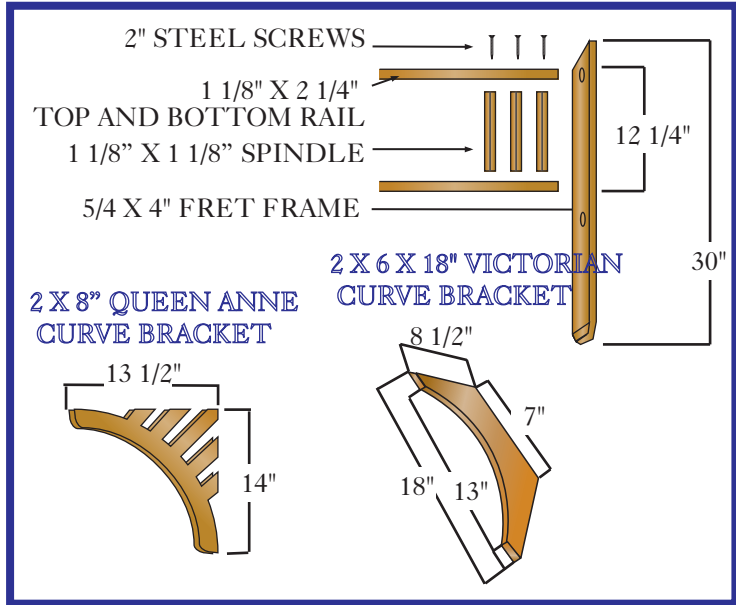
P.O.Box 389 - Elverson, PA 19520  
800-423-2766

Created by: Andrea Beringer Date: Jan 2015

Model: 15B

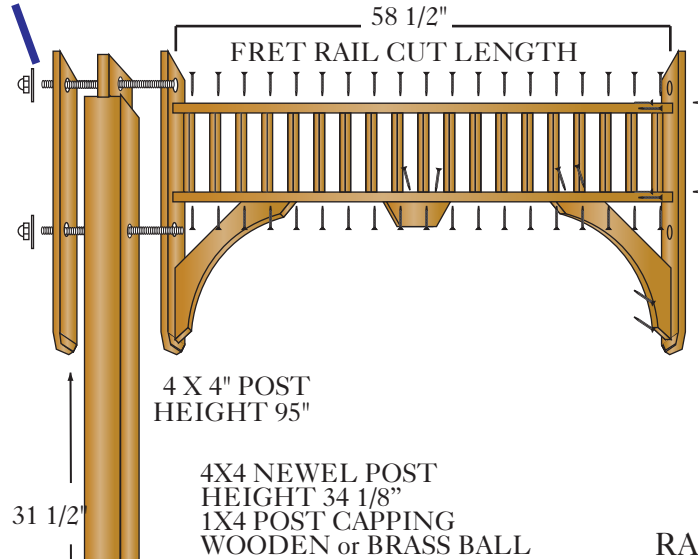
Drawing: 2 of 9

**FRET MODULE CONSTRUCTION**

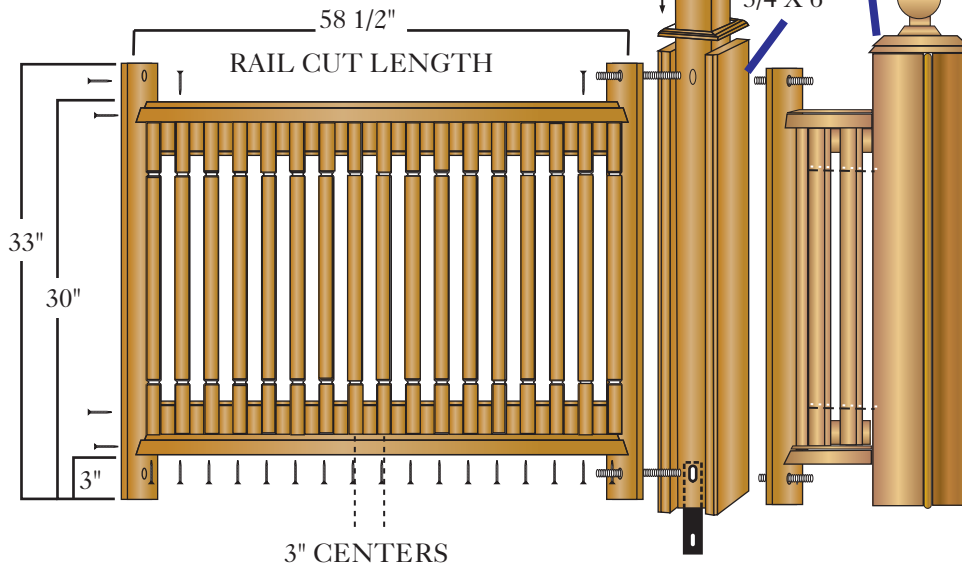
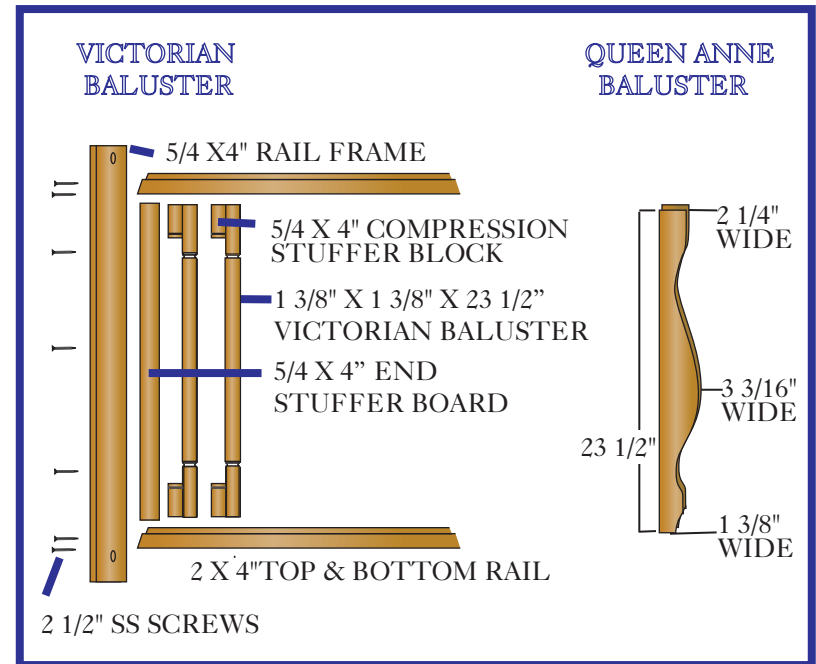


TWO 6" THREADED RODS

**FRET &  
RAIL CONNECTION**



**RAIL MODULE CONSTRUCTION**



STEEL ANCHOR TAB  
 (see detail on pg # 8 )

Nominal Sizes



**VIXEN HILL CEDAR  
PRODUCTS**

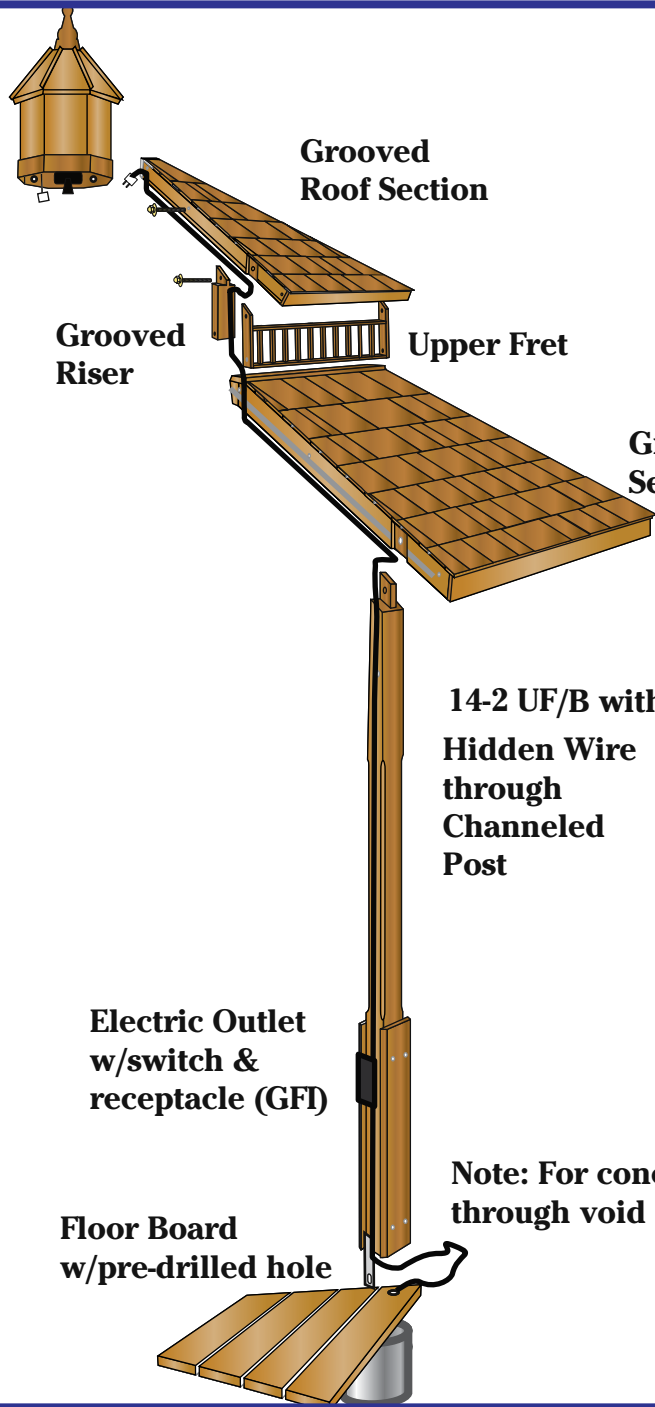
P.O.Box 389 - Elverson, PA 19520  
 800-423-2766

Drawing: 3 of 8

Created by: Andrea Beringer Date: Jan 2015 Model: 15' Gazebo (VK or QA)

**Electrical**

**Light Fixture  
(max. 500W)**



**Electrical Post**

(standard on Cabinet Grade)

**Additional Options:**

Outlet posts (dual)

Fan Control post (fan/light)

Channel Posts (for custom wiring)

**Note: For concrete slab use conduit through void (see slab instructions)**



**VIXEN HILL CEDAR  
PRODUCTS**

P.O.Box 389 - Elverson, PA 19520  
800-423-2766

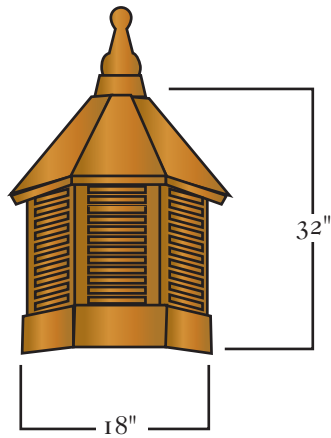
Created by: Andrea Beringer

Date: Jan 2015

Drawing: 4 of 8

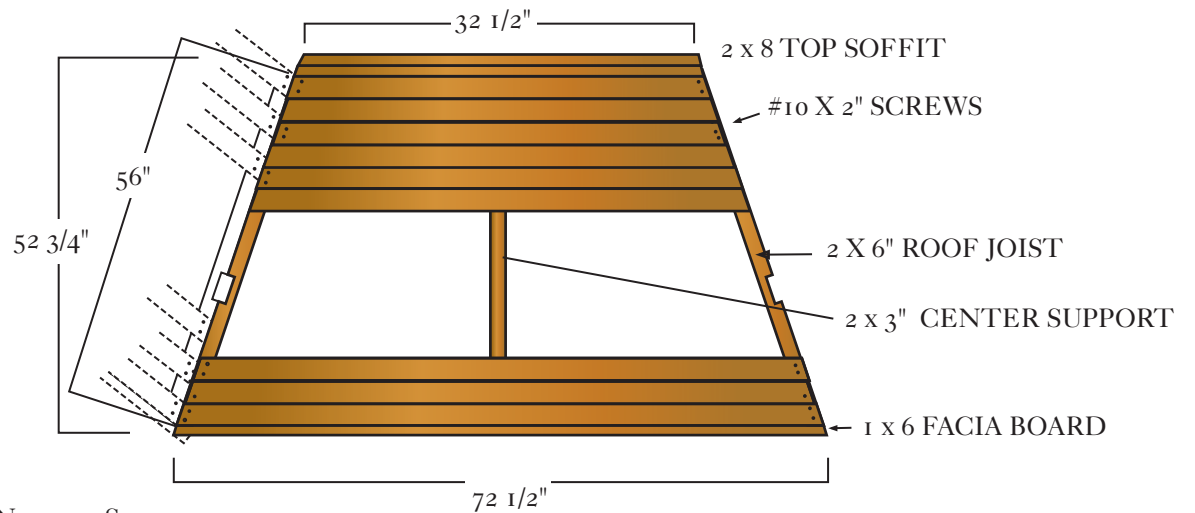
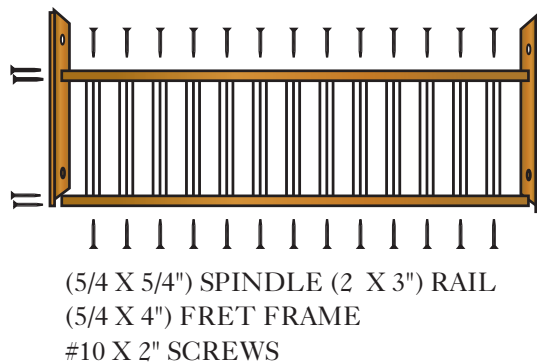
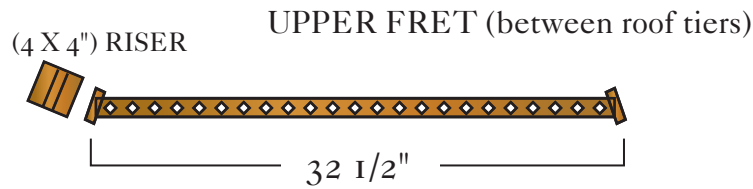
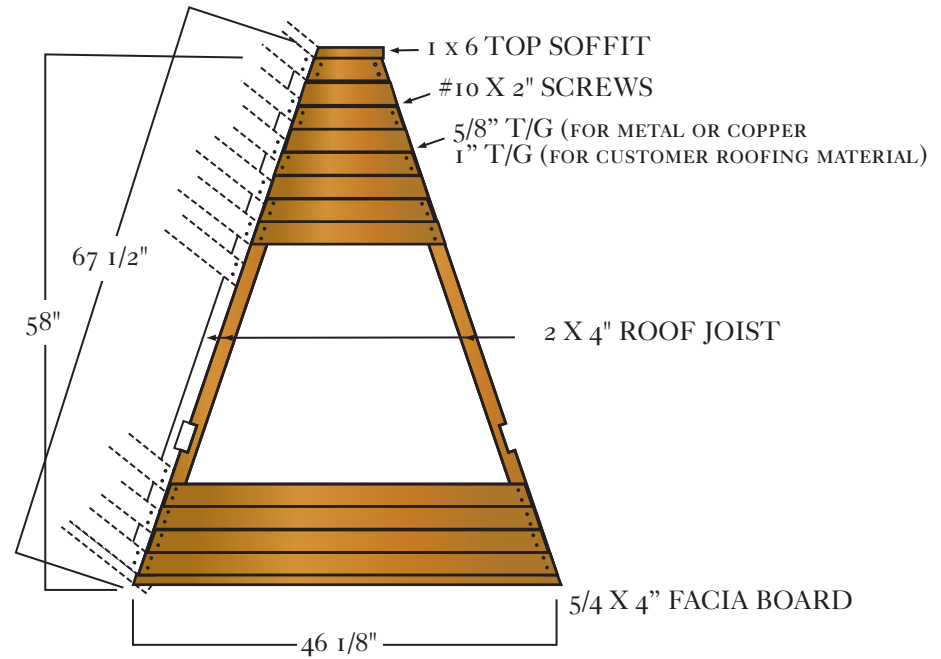
Model: Gazebos

# ROOF CONSTRUCTION



PLYWOOD  
OR 16 OZ. COPPER

THE CUPOLA IS CONNECTED WITH STAINLESS STEEL SCREW FROM THE UNDER SIDE OF THE ROOF LATH.



NOMINAL SIZES



**VIXEN HILL CEDAR PRODUCTS**

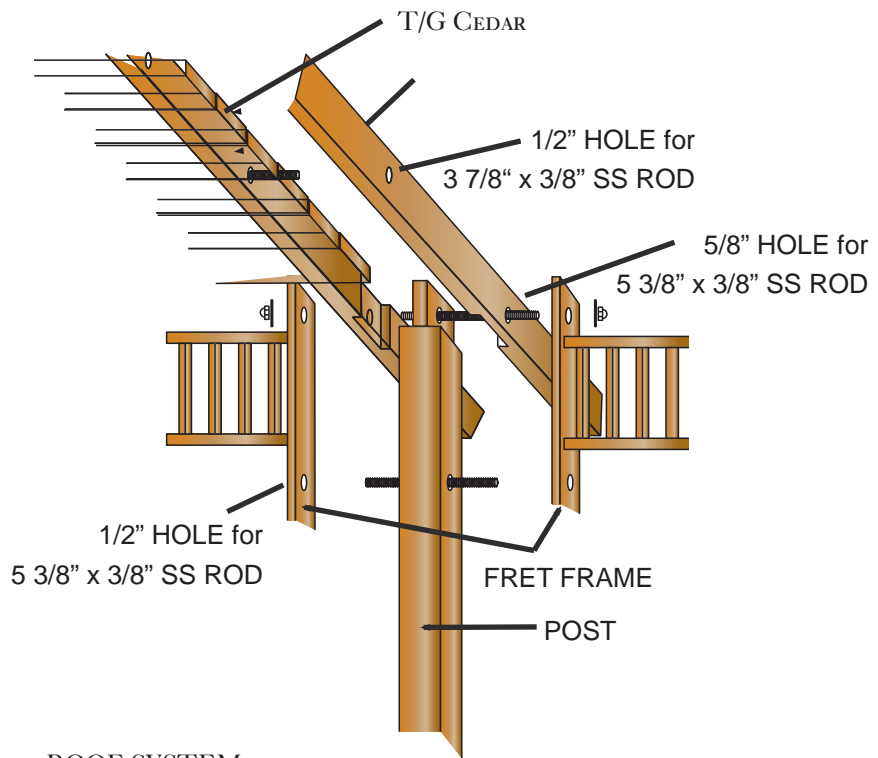
P.O. Box 389 - Elverson, PA 19520  
800-423-2766

Created by: Andrea Beringer Date: Jan 2015

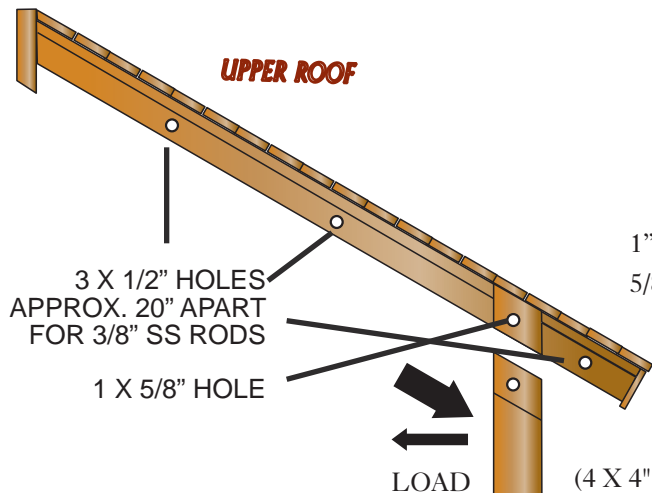
Drawing: 5 of 8  
Model: 15B T/G roof

# ROOF ATTACHMENT

## ROOF TO POST MORTICE CONNECTION



ROOF SYSTEM  
 RIDGED TRIANGULAR MODULES CONNECT TO FORM A  
 CONIC ROOF SYSTEM. THE COMPRESSION RING IS INTEGRAL  
 TO THE CONIC DESIGN AND ALLOWS RESULTANT FORCES  
 TO BE PERPENDICULAR TO GRADE.



1" T/G (for customer to apply shingles)  
 5/8" T/G (for copper or metal roofing)

LOAD

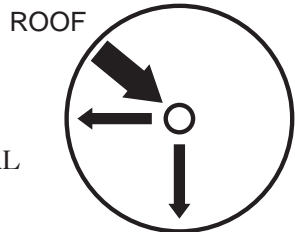
(4 X 4") RISER

6" ANCHOR BRACKET

4 X 1/2" HOLES  
 APPROX. 20" APART  
 FOR 3/8" SS RODS

1 X 5/8" HOLE

LOWER ROOF



LOAD

4 X 4" POST  
 95" TOTAL HEIGHT



**VIXEN HILL CEDAR PRODUCTS**

P.O. Box 389 - Elverson, PA 19520  
 800-423-2766

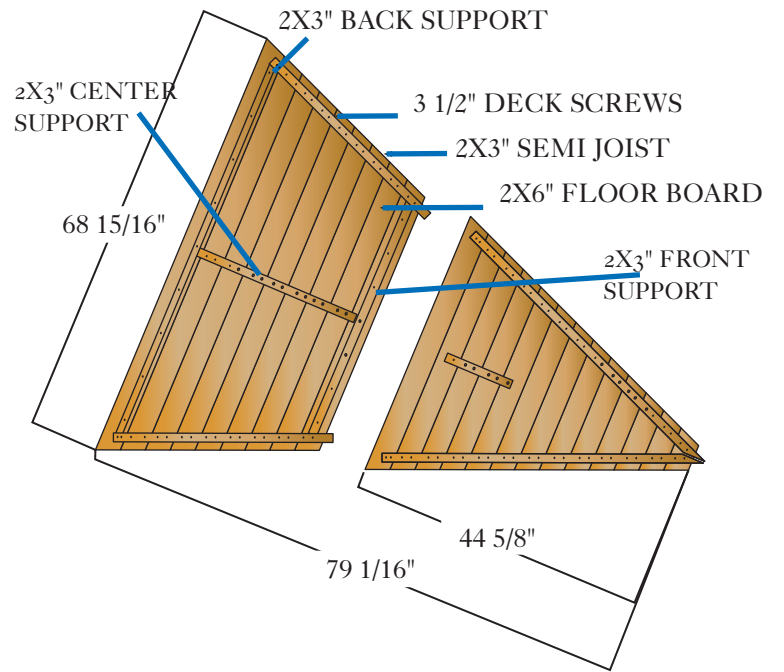
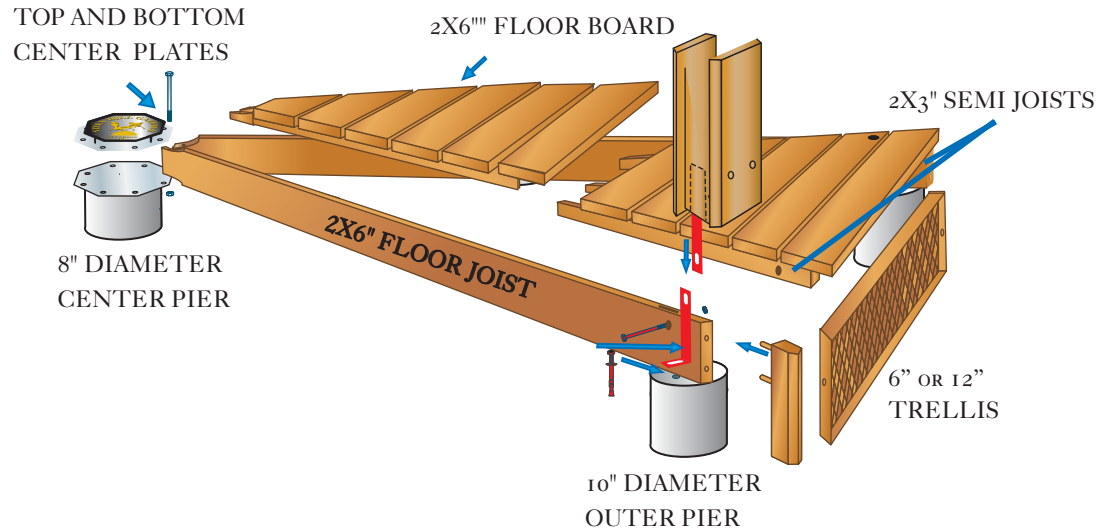
Created by: Andrea Beringer Date: Jan 2015

Model: 15B T/G cedar roof

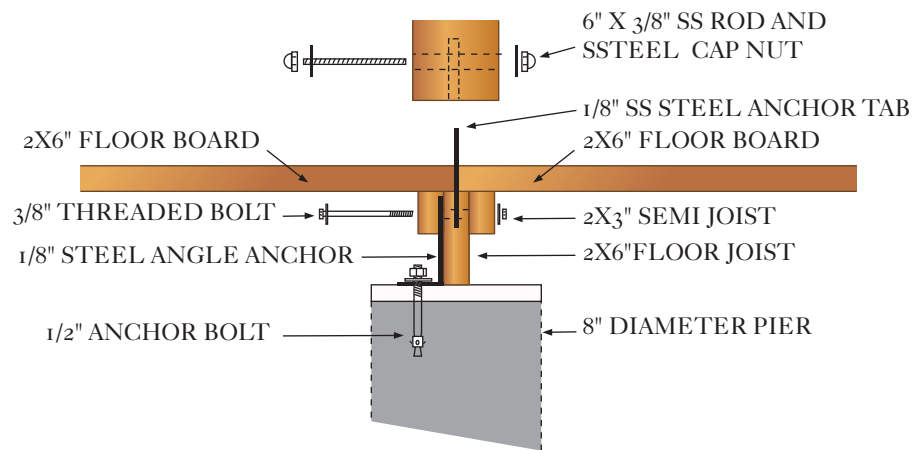
Drawing: 6 of 8

**PLEASE NOTE:**  
**THE 15' MODEL HAS AN INNER &  
 OUTER FLOOR SECTION**

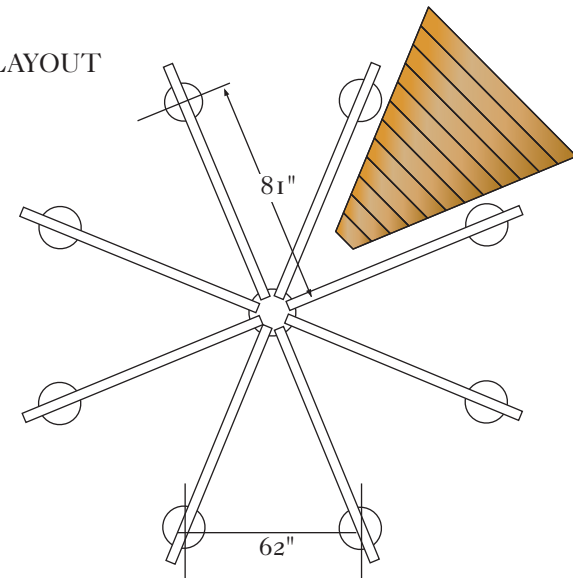
### FLOOR CONNECTIONS



### END VIEW OF FLOOR ANCHORING



### PILING LAYOUT



**VIXEN HILL CEDAR  
 PRODUCTS**  
 P.O.Box 389 - Elverson, PA 19520  
 800-423-2766

Created by: Andrea Beringer Date: Jan 2015

Drawing: 7 of 8  
 Model: 15' floor

## SPECIFICATIONS FOR THE CARPENTRY & CABINET MODELS (9', 12', 15' AND 21')

### PART 1 GENERAL

1.1 SCOPE. THE CONTRACTOR SHALL FURNISH AND INSTALL A WOODEN GAZEBO AS SHOWN ON PLANS AND HEREIN SPECIFIED AS SUPPLIED BY VIXEN HILL MFG. CO. INC., OF ELVERSON, PA 19520.

### PART 2 PRODUCT

2.1 WOOD MATERIALS. GAZEBOS FOR CARPENTRY SHALL BE FABRICATED FROM AIR-DRIED, SOUND TIGHT-KNOT (STK) OR BETTER AND FOR CABINET SHALL BE FABRICATED FROM AIR-DRIED, #1 OLD GROWTH & ROT RESISTANT WESTERN RED CEDAR. ALL WOOD SHALL BE GRAIN SELECTED DURING IN-HOUSE MILLING FOR BEST APPLICATION AND SAFE USE. WOOD FOR CARPENTRY SHALL CONTAIN LOOSE OR OPEN KNOTS LIMITED TO LESS THAN 25% OF MATERIAL USED.

2.2 ROOFING SYSTEM. SHINGLES SHALL BE OF OR EQUAL TO #1 PERFECTION CLEAR HEART CEDAR AND PER THE FOLLOWING SPECIFICATIONS 5X, 16" LONG, 1/2" THICK, TAPERED. ROOF LATH SHALL BE OF NO LESS THAN NET FINISHED SIZE 1X3" WITH A 5" SPACING. ROOF SECTIONS SHALL BE COMPLETELY PRE-ASSEMBLED AND PRE-CUT, AND JOINTS BETWEEN ROOF SECTIONS SHALL BE SELF-SEALING TO PRECLUDE CAPPING. CAULK IS RECOMMENDED TO BE USED AT THE ROOF JOIST.

2.3 SURFACE FINISH. ALL WOOD MEMBERS SHALL BE SURFACED FOUR SIDES. SURFACES DISPLAYING PLANER SKIPS OR SAW MARKS AFTER DRESSING SHALL BE LIMITED TO LESS THAN 25% OF SHOWN FACES. HAND CONTACT EDGES MAY BE ROUNDED, CHAMFERED, OR EDGE-SHAPED FREE OF SPLINTERS AND SMOOTH TO THE TOUCH. ALL EXPOSED SURFACES SHALL BE PREPARED FOR MAXIMUM ACCEPTANCE OF OIL-BASED FINISHES (OPTIONAL WITH ADDITIONAL COST).

2.4 HARDWARE. ALL ASSEMBLY & ANCHORING HARDWARE SHALL BE PROVIDED. ALL ASSEMBLY HARDWARE IN VIEW SHALL BE OF STAINLESS STEEL (CAP NUTS & WASHERS) AND OF A FINISH TYPE TO CONCEAL ALL THREADS. CONCEALED ASSEMBLY HARDWARE SHALL BE OF GALVANIZED STEEL FOR CARPENTRY AND STAINLESS STEEL FOR CABINET GRADE (THREADED RODS). ALL HARDWARE IN GROUND CONTACT SHALL BE OF GALVANIZED STEEL FOR CARPENTRY AND STAINLESS STEEL FOR CABINET GRADE. NO NAILS SHALL BE REQUIRED OR PROVIDED.

2.5 ELECTRICAL. STANDARD FOR CABINET AND OPTIONAL FOR CARPENTRY GRADE. THE PRE-WIRED POST PROVIDES 110V ELECTRICAL SERVICE THROUGH WIRE (14-2 UF/B WITH GROUND). THE POST HAS AN ELECTRICAL BOX WITH (GFI) RECEPTACLE AND LIGHT SWITCH. THE LIGHT FIXTURE IS SCREWED INSIDE THE CUPOLA FOR UP TO 500W STRENGTH. WIRES SHALL BE HIDDEN WITHIN THE COMPONENT PARTS THROUGH GROOVED ROOF SECTION AND CHanneled POST. ALL ELECTRICAL COMPONENTS SHALL BE UL APPROVED.

2.6 CONNECTIONS & ANCHORING. FACTORY MODULE CONSTRUCTION SHALL INCLUDE POCKET JOINTS AND STAINLESS STEEL THREADED FASTENERS. ON-SITE INTERCONNECTION OF MODULES SHALL BE ACHIEVED USING THREADED RODS AND STAINLESS OR BRASS CAP NUTS AND WASHERS. ANCHORING SHALL BE CONCEALED AND APPROPRIATE TO THE SURFACE MOUNTING MATERIAL. ONLY SIMPLE HAND TOOLS SHALL BE REQUIRED FOR ASSEMBLY.

2.7 ENGINEERING. DESIGN OF CONNECTIONS AND MATERIALS USED SHALL BE SUCH AS TO ADHERE TO STRUCTURAL REQUIREMENTS OF MAJOR BUILDING CODES. DRAWINGS AND REPRESENTATIVE ENGINEERING SHALL BE AVAILABLE FROM THE MANUFACTURER FOR THE PURPOSE OF PERMITS OR ARCHITECTURAL REVIEW.

### PART 3 EXECUTION

3.1 PREFABRICATION. ALL COMPONENT PARTS SHALL BE PRE-ASSEMBLED TO THE FULLEST EXTENT POSSIBLE, TO PRECLUDE ANY ON-SITE DRILLING, CUTTING, FILLING, NAILING OR SANDING. ALL PREFABRICATION FASTENERS SHALL BE HIDDEN FROM VIEW OR CHanneled AND STRIPPED WITH MATCHING WOOD WHERE VISIBLE.

3.2 INSTALLATION. THE GAZEBO KIT SHALL BE SUPPLIED WITH ALL NECESSARY HARDWARE, SHOP DRAWINGS AND COMPLETE INSTRUCTIONS TO PROVIDE FOR EFFICIENT ON-SITE ASSEMBLY. AVERAGE ASSEMBLY TIME ON A PREPARED FOUNDATION SHALL NOT EXCEED 15 MAN-HOURS.



**VIXEN HILL CEDAR  
PRODUCTS**  
P.O. Box 389 - Elverson, PA 19520  
800-423-2766

Created by: Andrea Beringer

Date: Jan 2015

Model: Open Gazebos

Drawing #: 8 of 8