


MODULAR GAZEBO KIT
SERIES VICTORIAN OR QUEEN ANNE 15'
with SINGLE-TIERED Roof

Octagonal CUPOLA
with fixed louvers
(standard light fixture *optional*)

Lumber:
Western Red CEDAR
Cabinet = #1 or
Carpentry = #D & Better
Shingles:
5X / 16" long / 1/2" thick
or 16 oz. copper



**VIXEN HILL CEDAR
PRODUCTS**

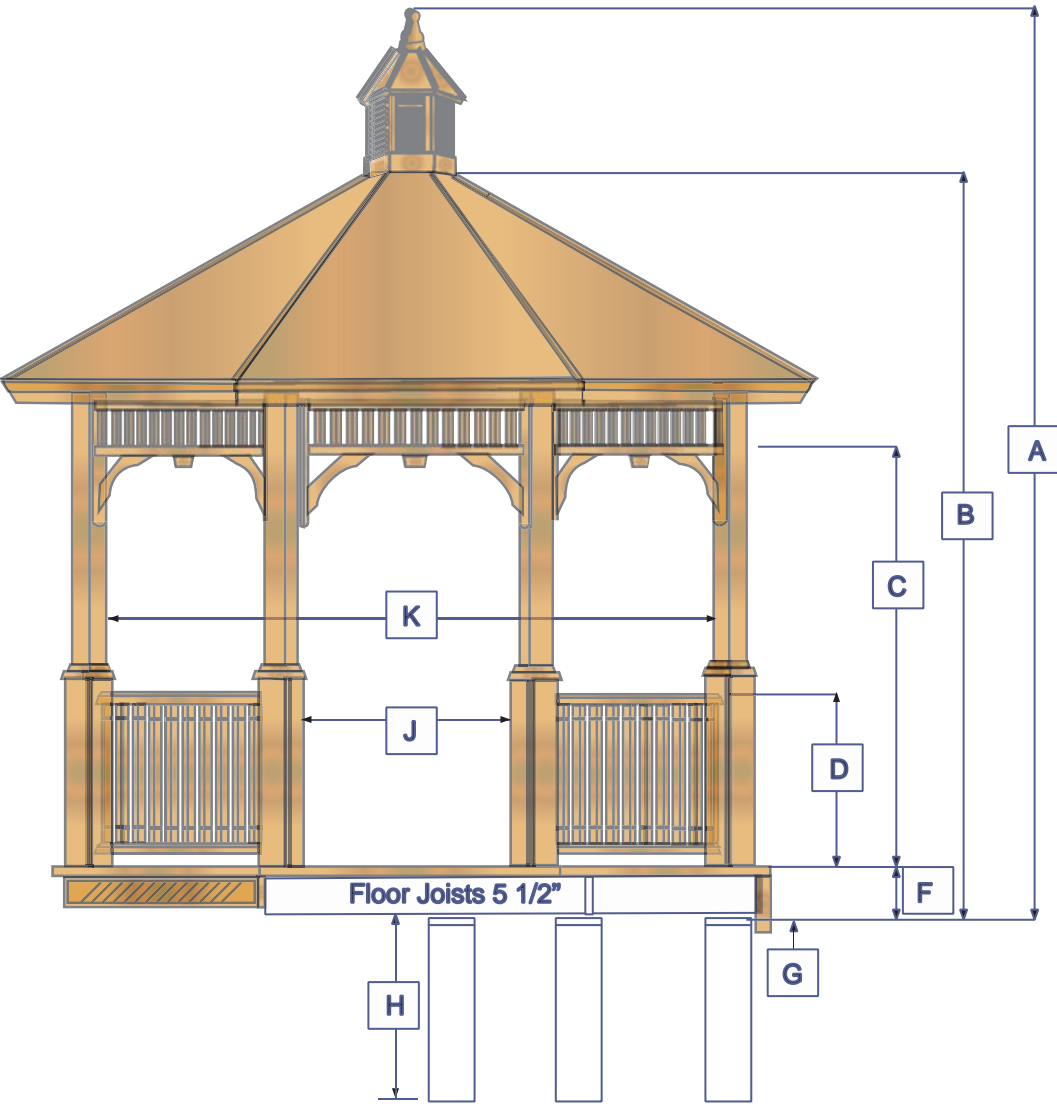
P.O.Box 389 - Elverson, PA 19520
800-423-2766

Created by: Andrea Beringer Date: Jan 2015

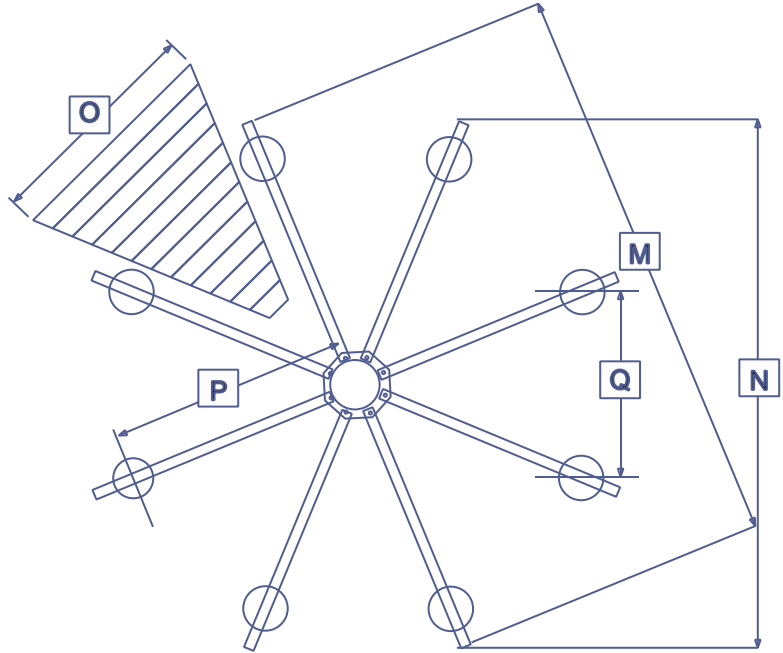
Model: VK / QA-15A

Drawing #: 1 of 8

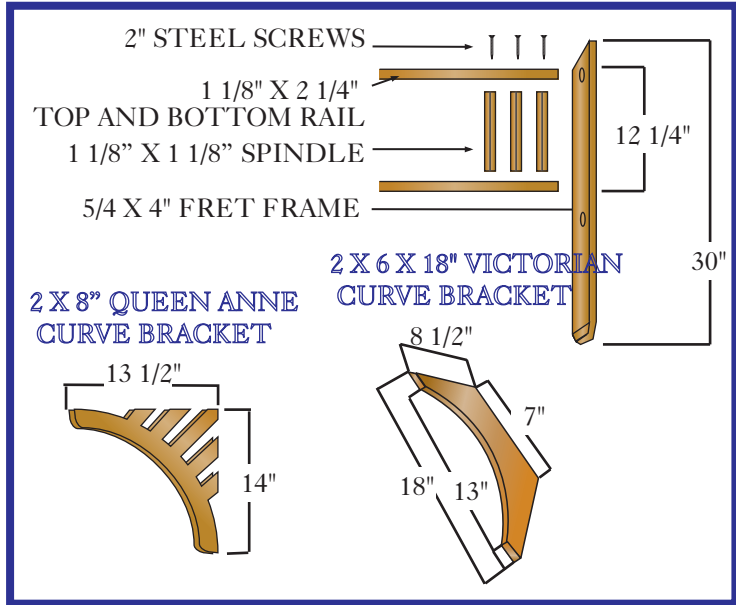
SIZE & DIMENSIONS



Key: Based on roof type	15A
*A: Height, Overall	169"
B: Height, Grade/peak	140"
C: Height, Entrance Max.	79"
D: Height, Railing	30"
F: Height, grade/floor	8"
*G: Height, piling-exp.	1"
H: Height, piling-overall	37"
J: Width, Entrance without newel sets	57"
J: Width, Entrance with newel sets	34"
K: Width, Interior Min.	154"
M: Width, Point to Point	180 1/4"
N: Width, Flat to Flat	166 1/2"
O: Length, Side	69"
**P: Radius, Piling Cntrs.	81"
Q: Spread, Piling Cntrs.	62"
R: Piling, Max. Diameter	8"
*G Measure Based on 6 Inch Trellis	

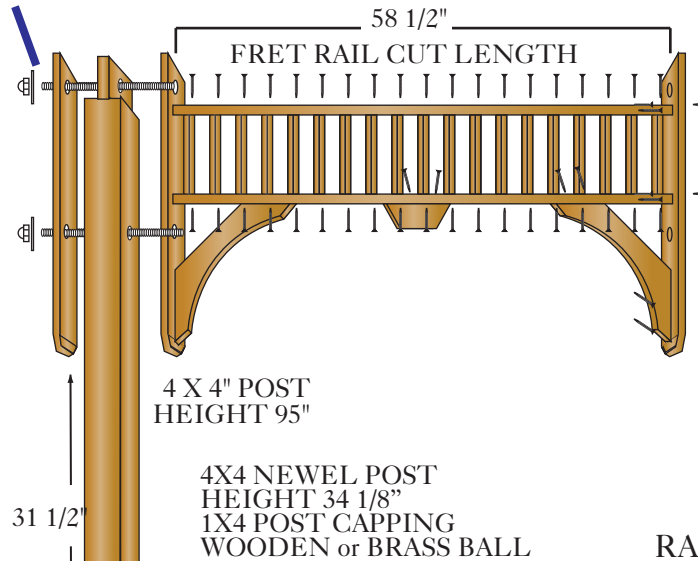


FRET MODULE CONSTRUCTION

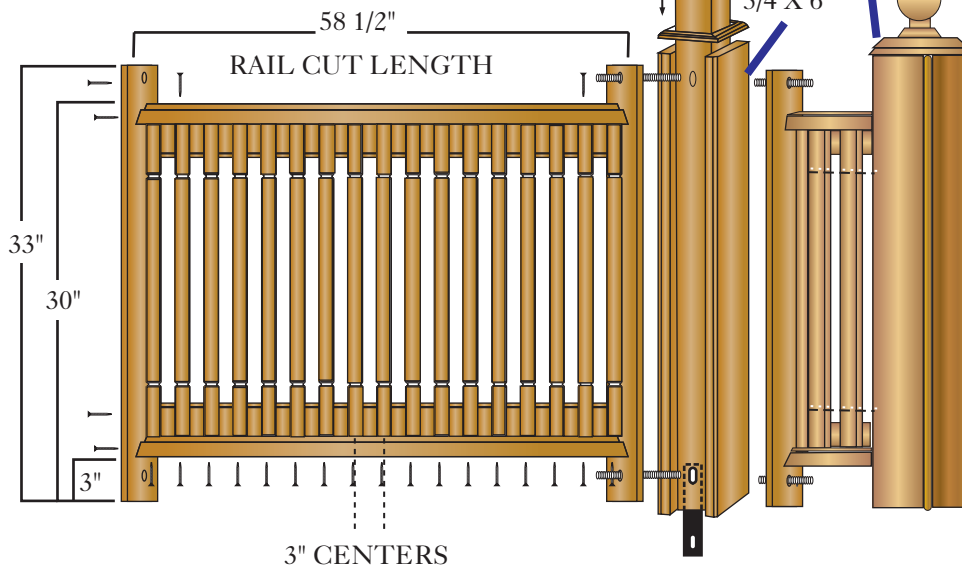
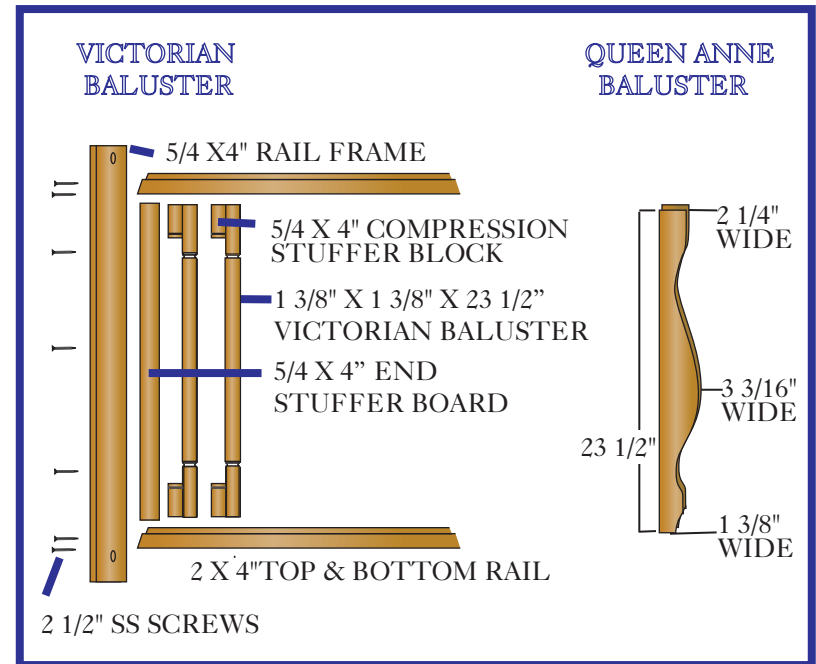


TWO 6" THREADED RODS

**FRET &
RAIL CONNECTION**



RAIL MODULE CONSTRUCTION



STEEL ANCHOR TAB
 (see detail on pg # 8)

Nominal Sizes



**VIXEN HILL CEDAR
PRODUCTS**

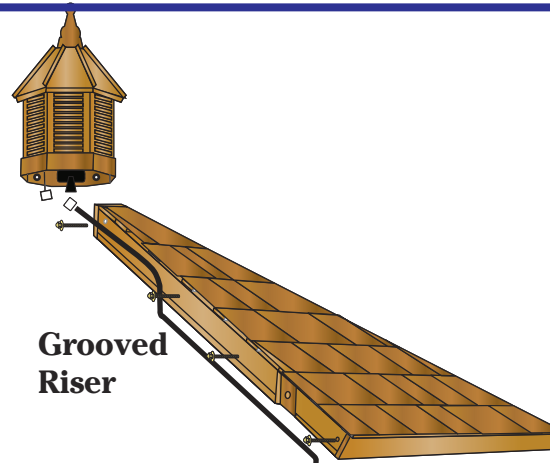
P.O.Box 389 - Elverson, PA 19520
 800-423-2766

Drawing: 3 of 8

Created by: Andrea Beringer Date: Jan 2015 Model: 15' Gazebo (VK or QA)

Electrical

**Light Fixture
(max. 500W)**



**Grooved
Riser**

14-2 UF/B with ground

**Hidden Wire
through
Channeled
Post**

Electrical Post

(standard on Cabinet Grade)

Additional Options:

Outlet posts (dual)

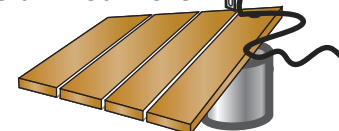
Fan Control post (fan/light)

Channel Posts (for custom wiring)

**Electric Outlet
w/switch &
receptacle (GFI)**

**Floor Board
w/pre-drilled hole**

**Note: For concrete slab use conduit
through void (see slab instructions)**



**VIXEN HILL CEDAR
PRODUCTS**

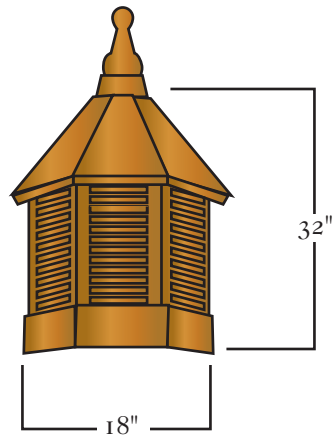
**P.O.Box 389 - Elverson, PA 19520
800-423-2766**

Created by: Andrea Beringer

Date: Jan 2015

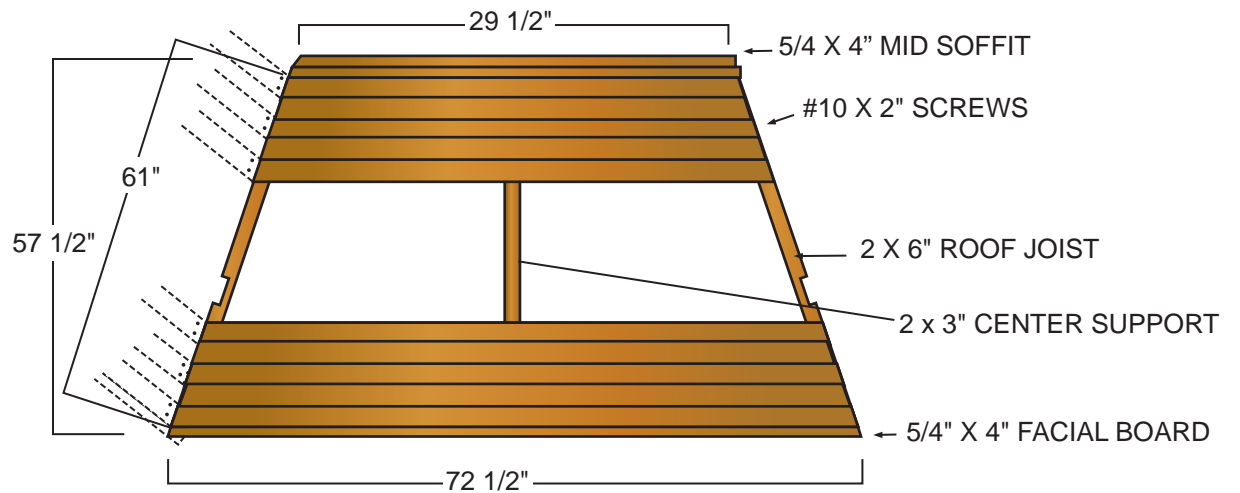
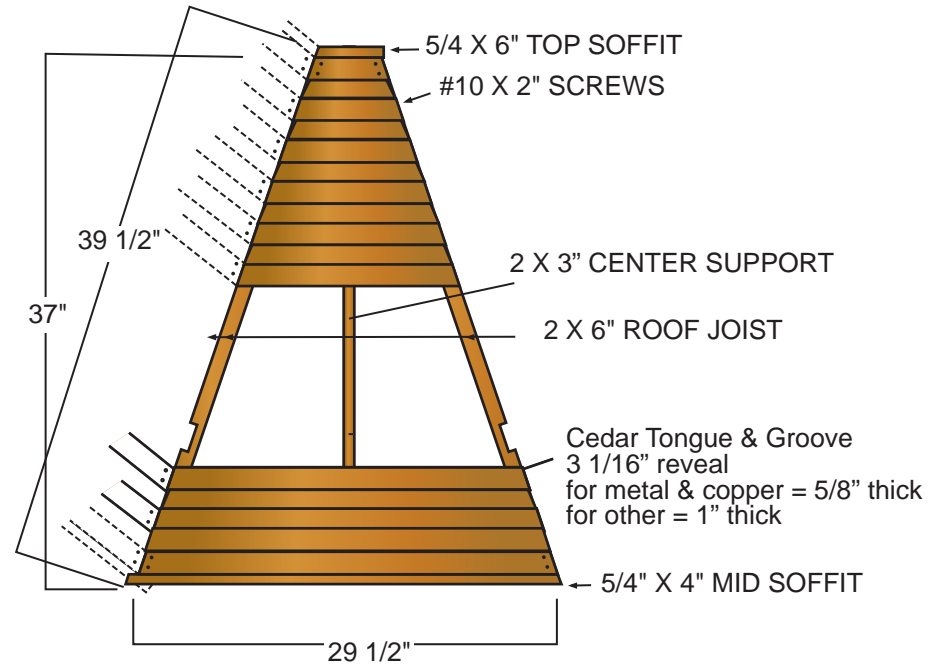
Drawing: 4 of 8
Model: Single-Roof

ROOF CONSTRUCTION



PLYWOOD FOR
16 OZ. COPPER

THE CUPOLA IS CONNECTED
WITH STAINLESS STEEL SCREW
FROM THE UNDER SIDE OF THE
ROOF LATH.



Nominal Sizes



**VIXEN HILL CEDAR
PRODUCTS**

P.O. Box 389 - Elverson, PA 19520
800-423-2766

Drawing #: 5 of 8

Created by: Andrea Beringer Date: Jan 2015

Model: 15A T/G roof

ROOF ATTACHMENT

UPPER ROOF

T/G ROOF SECTIONS
 5/8" T/G cedar for 0.16oz copper or
 0.032 oz aluminum roof panes
 otherwise 1" thickness

BOTH ROOFS HAVE MID SOFFITS
 EACH HAS (2) 1/2" HOLES FOR 1/2" X 4" SS RODS

TWO MID SOFFIT 5/4" X 4"

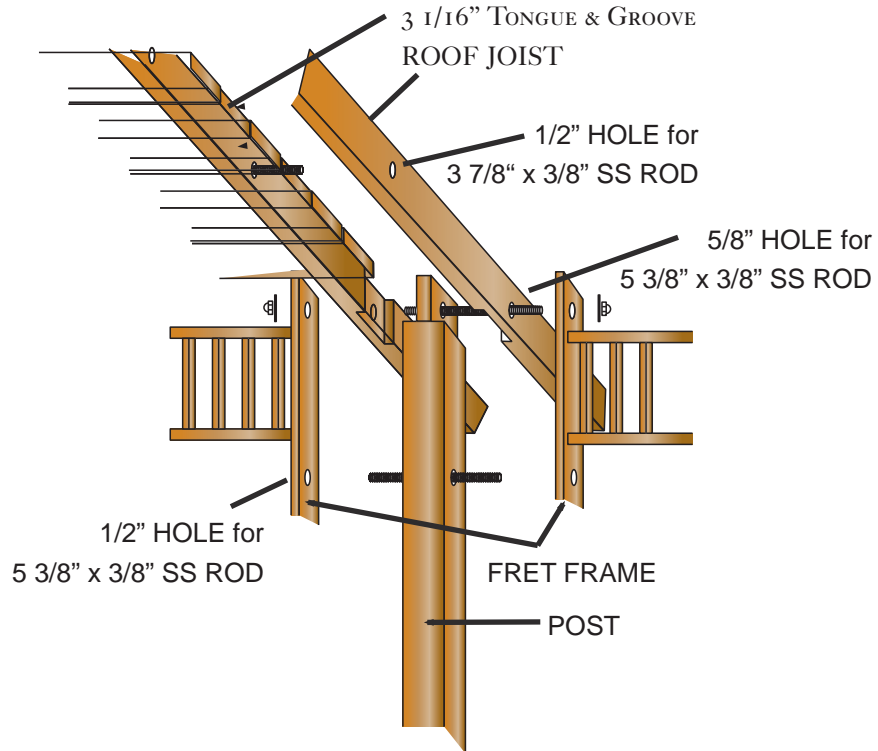
LOWER ROOF

5 X 1/2" HOLES
 APPROX. 20" APART
 FOR 3/8" SS RODS

1 X 5/8" HOLE

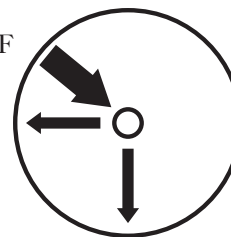
LOAD
 4 X 4" POST
 95" TOTAL HEIGHT

ROOF TO POST MORTICE CONNECTION



ROOF SYSTEM
 RIDGED TRIANGULAR MODULES CONNECT TO FORM A CONIC ROOF SYSTEM. THE COMPRESSION RING IS INTEGRAL TO THE CONIC DESIGN AND ALLOWS RESULTANT FORCES TO BE PERPENDICULAR TO GRADE.

ROOF



VIXEN HILL CEDAR PRODUCTS

P.O.Box 389 - Elverson, PA 19520
 800-423-2766

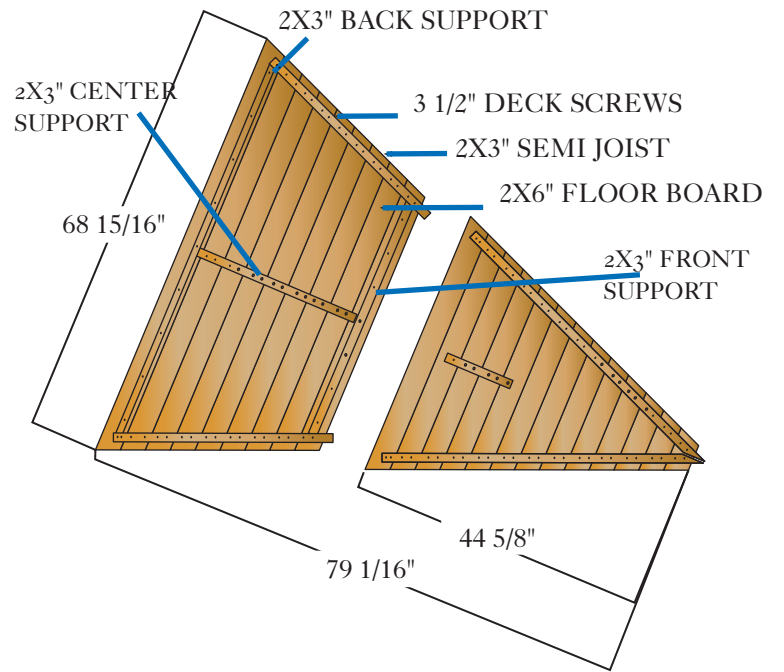
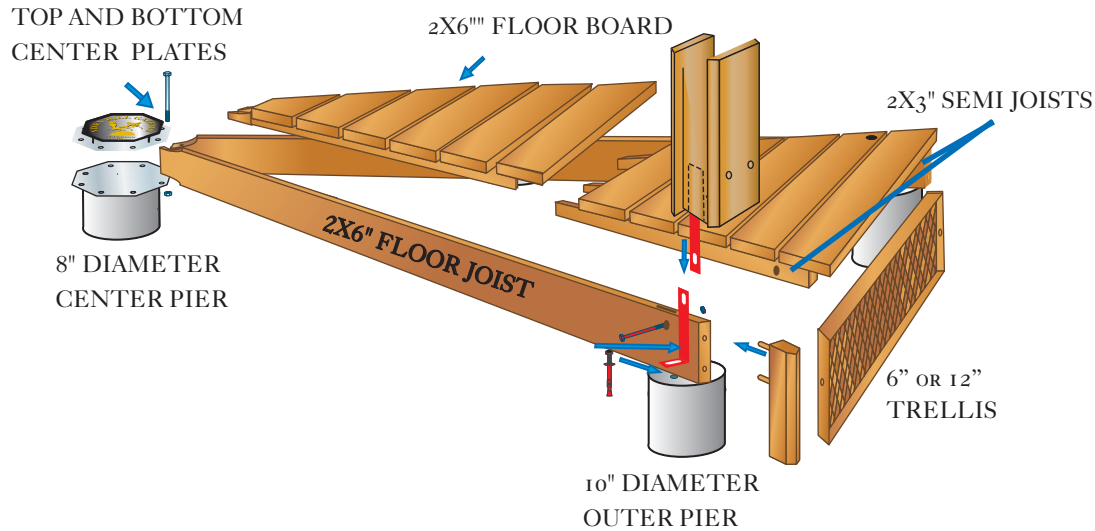
Created by: Andrea Beringer Date: Jan 2015

Model: 15A Connections

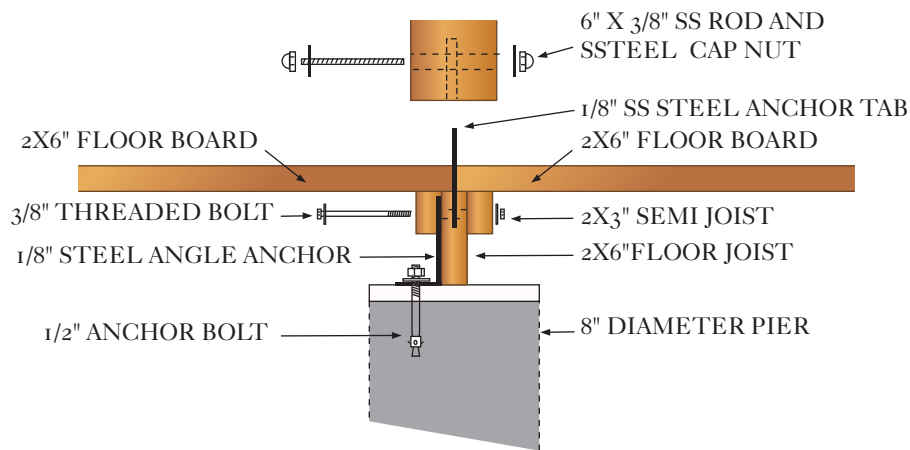
Drawing: 6 of 8

**PLEASE NOTE:
THE 15' MODEL HAS AN INNER &
OUTER FLOOR SECTION**

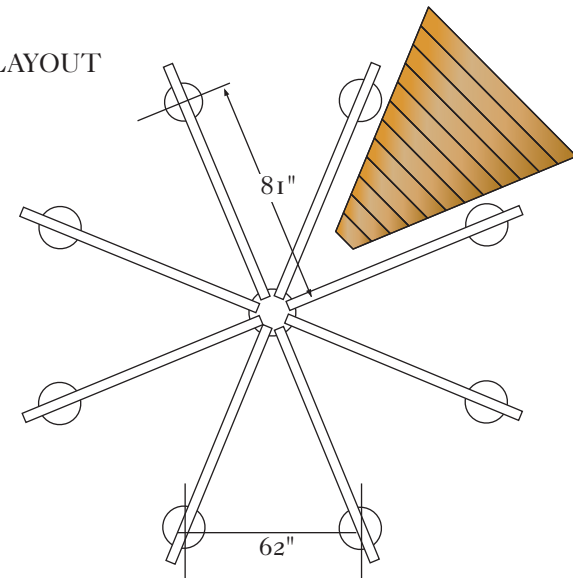
FLOOR CONNECTIONS



END VIEW OF FLOOR ANCHORING



PILING LAYOUT



**VIXEN HILL CEDAR
PRODUCTS**

P.O. Box 389 - Elverson, PA 19520
800-423-2766

Created by: Andrea Beringer Date: Jan 2015

Drawing: 7 of 8
Model: 15' floor

SPECIFICATIONS FOR THE CARPENTRY & CABINET MODELS (9', 12', 15' AND 21')

PART 1 GENERAL

1.1 SCOPE. THE CONTRACTOR SHALL FURNISH AND INSTALL A WOODEN GAZEBO AS SHOWN ON PLANS AND HEREIN SPECIFIED AS SUPPLIED BY VIXEN HILL MFG. CO. INC., OF ELVERSON, PA 19520.

PART 2 PRODUCT

2.1 WOOD MATERIALS. GAZEBOS FOR CARPENTRY SHALL BE FABRICATED FROM AIR-DRIED, SOUND TIGHT-KNOT (STK) OR BETTER AND FOR CABINET SHALL BE FABRICATED FROM AIR-DRIED, #1 OLD GROWTH & ROT RESISTANT WESTERN RED CEDAR. ALL WOOD SHALL BE GRAIN SELECTED DURING IN-HOUSE MILLING FOR BEST APPLICATION AND SAFE USE. WOOD FOR CARPENTRY SHALL CONTAIN LOOSE OR OPEN KNOTS LIMITED TO LESS THAN 25% OF MATERIAL USED.

2.2 ROOFING SYSTEM. SHINGLES SHALL BE OF OR EQUAL TO #1 PERFECTION CLEAR HEART CEDAR AND PER THE FOLLOWING SPECIFICATIONS 5X, 16" LONG, 1/2" THICK, TAPERED. ROOF LATH SHALL BE OF NO LESS THAN NET FINISHED SIZE 1X3" WITH A 5" SPACING. ROOF SECTIONS SHALL BE COMPLETELY PRE-ASSEMBLED AND PRE-CUT, AND JOINTS BETWEEN ROOF SECTIONS SHALL BE SELF-SEALING TO PRECLUDE CAPPING. CAULK IS RECOMMENDED TO BE USED AT THE ROOF JOIST.

2.3 SURFACE FINISH. ALL WOOD MEMBERS SHALL BE SURFACED FOUR SIDES. SURFACES DISPLAYING PLANER SKIPS OR SAW MARKS AFTER DRESSING SHALL BE LIMITED TO LESS THAN 25% OF SHOWN FACES. HAND CONTACT EDGES MAY BE ROUNDED, CHAMFERED, OR EDGE-SHAPED FREE OF SPLINTERS AND SMOOTH TO THE TOUCH. ALL EXPOSED SURFACES SHALL BE PREPARED FOR MAXIMUM ACCEPTANCE OF OIL-BASED FINISHES (OPTIONAL WITH ADDITIONAL COST).

2.4 HARDWARE. ALL ASSEMBLY & ANCHORING HARDWARE SHALL BE PROVIDED. ALL ASSEMBLY HARDWARE IN VIEW SHALL BE OF STAINLESS STEEL (CAP NUTS & WASHERS) AND OF A FINISH TYPE TO CONCEAL ALL THREADS. CONCEALED ASSEMBLY HARDWARE SHALL BE OF GALVANIZED STEEL FOR CARPENTRY AND STAINLESS STEEL FOR CABINET GRADE (THREADED RODS). ALL HARDWARE IN GROUND CONTACT SHALL BE OF GALVANIZED STEEL FOR CARPENTRY AND STAINLESS STEEL FOR CABINET GRADE. NO NAILS SHALL BE REQUIRED OR PROVIDED.

2.5 ELECTRICAL. STANDARD FOR CABINET AND OPTIONAL FOR CARPENTRY GRADE. THE PRE-WIRED POST PROVIDES 110V ELECTRICAL SERVICE THROUGH WIRE (14-2 UF/B WITH GROUND). THE POST HAS AN ELECTRICAL BOX WITH (GFI) RECEPTACLE AND LIGHT SWITCH. THE LIGHT FIXTURE IS SCREWED INSIDE THE CUPOLA FOR UP TO 500W STRENGTH. WIRES SHALL BE HIDDEN WITHIN THE COMPONENT PARTS THROUGH GROOVED ROOF SECTION AND CHanneled POST. ALL ELECTRICAL COMPONENTS SHALL BE UL APPROVED.

2.6 CONNECTIONS & ANCHORING. FACTORY MODULE CONSTRUCTION SHALL INCLUDE POCKET JOINTS AND STAINLESS STEEL THREADED FASTENERS. ON-SITE INTERCONNECTION OF MODULES SHALL BE ACHIEVED USING THREADED RODS AND STAINLESS OR BRASS CAP NUTS AND WASHERS. ANCHORING SHALL BE CONCEALED AND APPROPRIATE TO THE SURFACE MOUNTING MATERIAL. ONLY SIMPLE HAND TOOLS SHALL BE REQUIRED FOR ASSEMBLY.

2.7 ENGINEERING. DESIGN OF CONNECTIONS AND MATERIALS USED SHALL BE SUCH AS TO ADHERE TO STRUCTURAL REQUIREMENTS OF MAJOR BUILDING CODES. DRAWINGS AND REPRESENTATIVE ENGINEERING SHALL BE AVAILABLE FROM THE MANUFACTURER FOR THE PURPOSE OF PERMITS OR ARCHITECTURAL REVIEW.

PART 3 EXECUTION

3.1 PREFABRICATION. ALL COMPONENT PARTS SHALL BE PRE-ASSEMBLED TO THE FULLEST EXTENT POSSIBLE, TO PRECLUDE ANY ON-SITE DRILLING, CUTTING, FILLING, NAILING OR SANDING. ALL PREFABRICATION FASTENERS SHALL BE HIDDEN FROM VIEW OR CHanneled AND STRIPPED WITH MATCHING WOOD WHERE VISIBLE.

3.2 INSTALLATION. THE GAZEBO KIT SHALL BE SUPPLIED WITH ALL NECESSARY HARDWARE, SHOP DRAWINGS AND COMPLETE INSTRUCTIONS TO PROVIDE FOR EFFICIENT ON-SITE ASSEMBLY. AVERAGE ASSEMBLY TIME ON A PREPARED FOUNDATION SHALL NOT EXCEED 15 MAN-HOURS.



**VIXEN HILL CEDAR
PRODUCTS**
P.O. Box 389 - Elverson, PA 19520
800-423-2766

Created by: Andrea Beringer

Date: Jan 2015

Model: Open Gazebos

Drawing #: 8 of 8